

# Modelling for Process and Control Design

Sten Bay Jørgensen

CAPEC, Department of Chemical Engineering  
Technical University of Denmark,  
DK-2800 Lyngby, Denmark

Nordic Process Control Workshop 15  
29-30<sup>th</sup> Januar 2009



# Outline

- Motivation
  - Multipurpose Modelling, e.g.  
Integration of Process & Control Synthesis  
Exemplified through defining the Control Problem
- Modelling Paradigm for Process & Control Synthesis
  - Didactic Example (from food technology)
  - Workflow for Qualitative Process & Control Synthesis
- Application example on defining the Control Problem
  - Single cell Protein production in U-loop fermentor
- Other Application Examples of Modelling Paradigm
  - Alarm Design (Us et al.(2008))
  - HAZOP assistant (Rossing et al. (2008))
- Conclusions and Research challenges



Process design involves stages such as

1. conceptual process synthesis based upon requirement specifications
2. conceptual design
3. detailed design etc.

To integrate control design into these stages as early as possible involves dealing with control design already from the **requirements** level

Thus there is a need to be able to handle integration of process synthesis and control synthesis while developing the process **functionality** to satisfy the process requirements

Since conceptual process design is qualitative. Then Integration of Process and Control design may be viewed from a **qualitative** viewpoint before handling the quantitative aspects.



# Levels of abstraction

Representing System Requirements: Objective heteraki

Representing System Knowledge:

- Selection of a proper level of abstraction plays an important role in model building:
  - Spatial structure (the anatomy), many levels of detail possible
  - Behaviour (dynamics), several levels of temporal resolution possible
- Alternatively, levels can be distinguished according to the **functional organisation** of a system

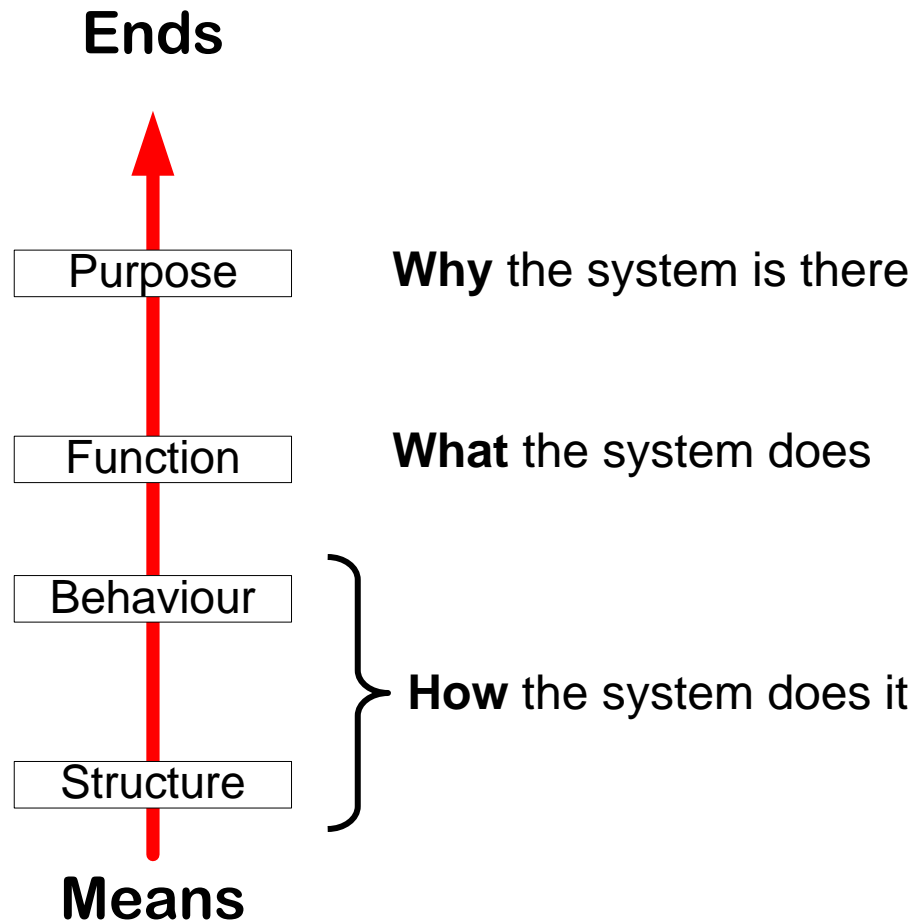


# Modelling Paradigm

- To combine the process requirements to the functional behaviour points to a need for a suitable modelling paradigm!
- With such a modelling paradigm suitable workflows can be formulated!
- How is that accomplished?
  - What is there and what needs to be developed!
  - What else can such a modelling paradigm contribute to CAPE?



# Functional modelling



This type of system analysis is means-end analysis or **functional modelling** which enables causal reasoning  
 It is based upon theory of actions!

Lind (1994)



# Elementary action types

The elementary action types (Von Wright, 1963)

- an attractive basis for the definition of concepts for modelling action functions, e.g control!
- in direct correspondence to the types of action functions used in control engineering

Elementary action	Control action
Produce	Steer
Maintain	Regulate
Destroy	Trip
Suppress	Interlock



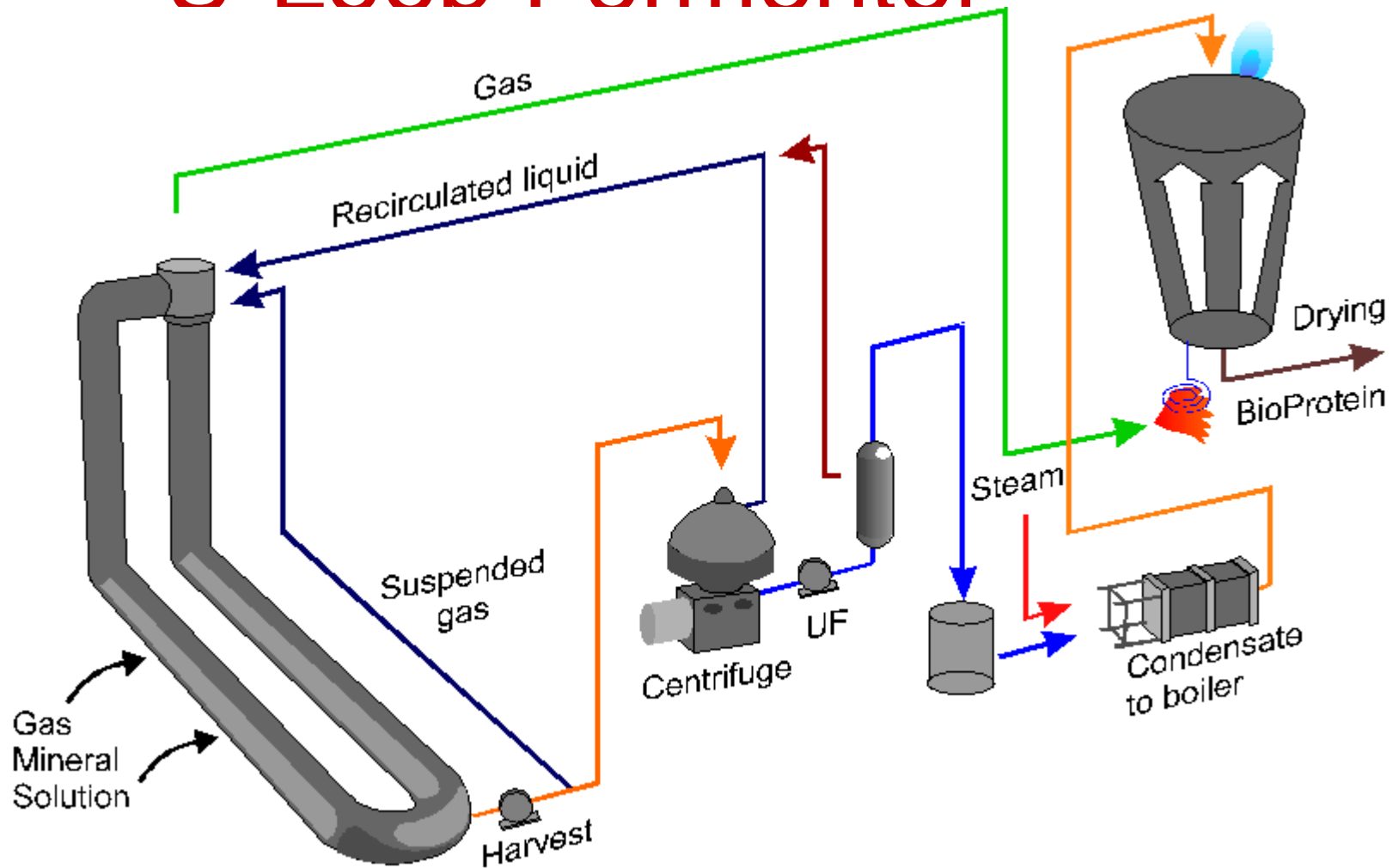
# Defining the Control Problem

- State the goal(-s), i.e. the functionality for process/plant
- Determine the degrees of freedom (DOF) available in the plant
  - DOF for goal achievement, i.e. actuator variables
  - DOF as disturbances or unassigned
- DOF used for goal achievement become the actuator variables and defines the operating window for the process/plant
- Desirable measurements are pinpointed by considering information provided concerning goal achievement
- Couplings between measurements and actuators is designed, e.g. through inventory control

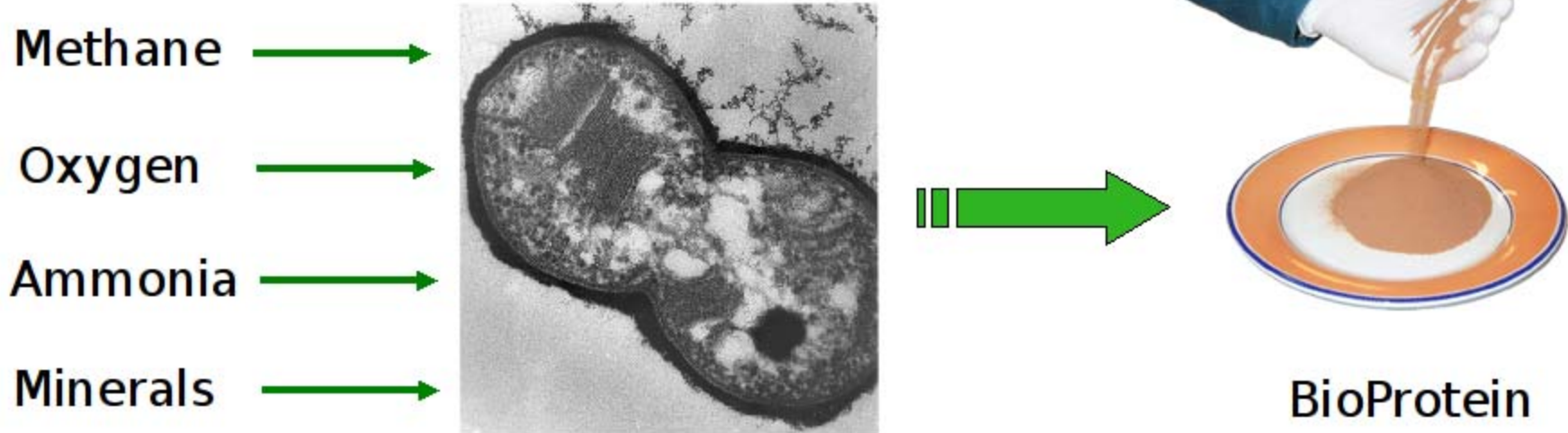




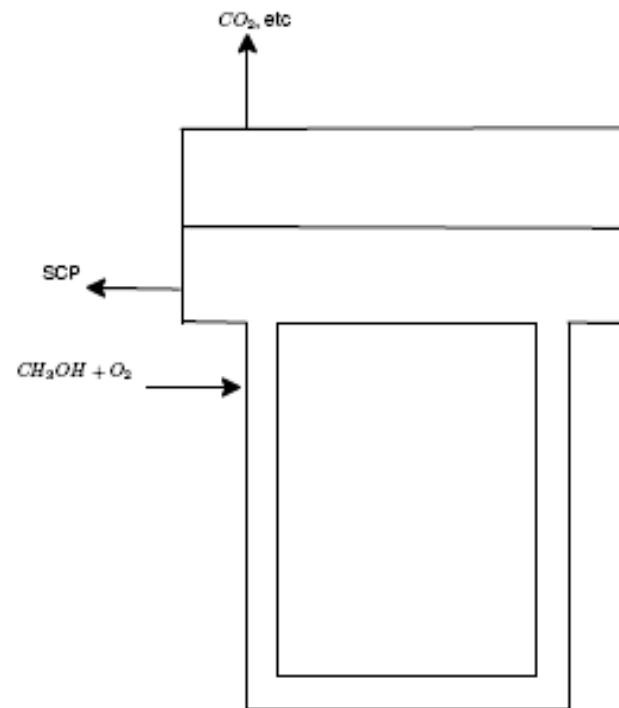
# U-Loop Fermentor



# *Methylococcus capsulatus*



# U-Loop representation



# Desired Functionality

- Control goal: To achieve high productivity of biomass with high protein content
- This implies that the bioreactor should produce biomass without too high a biomass concentration which would limit oxygen transfer



# Degree of Freedom Analysis

Equation	No.	Variable	No.
PFR equations	$14 \cdot N_d$	PFR variables	$14 \cdot N_d$
CSTR equations	7	CSTR variables	7
Mixer equations	5	Mixer variables	5
Sum	$14 \cdot N_d + 12$	Operation variables	$F_{f,l}, F_{f,g}, F_{res}$ $c_{f,O_2}, c_{f,CH_3OH}$
		Sum	$14 \cdot N_d + 17$

- Thus five degrees of Freedom



# DOF Analysis

- $F_{f,l}$   $C_{f,CH_3OH}$  Substrate feed rate and Concentration
- $F_{f,g}$   $C_{O_2}$  Gas feed rate and concentration
- $F_{res}$  Recirculation rate

$C_{O_2}$  constant nearly pure Oxygen

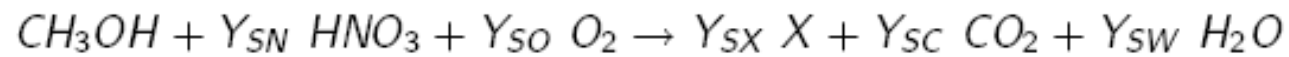
$F_{res}$  is nearly constant to maintain the effect of the static mixers

Thus three degrees of freedom  $F_{f,l}$   $C_{f,CH_3OH}$ ,  $F_{f,g}$  define the operating window

Note the above analysis is based upon qualitative model information. Now let us use a quantitative model to understand the process behaviour.



# Stoichiometry

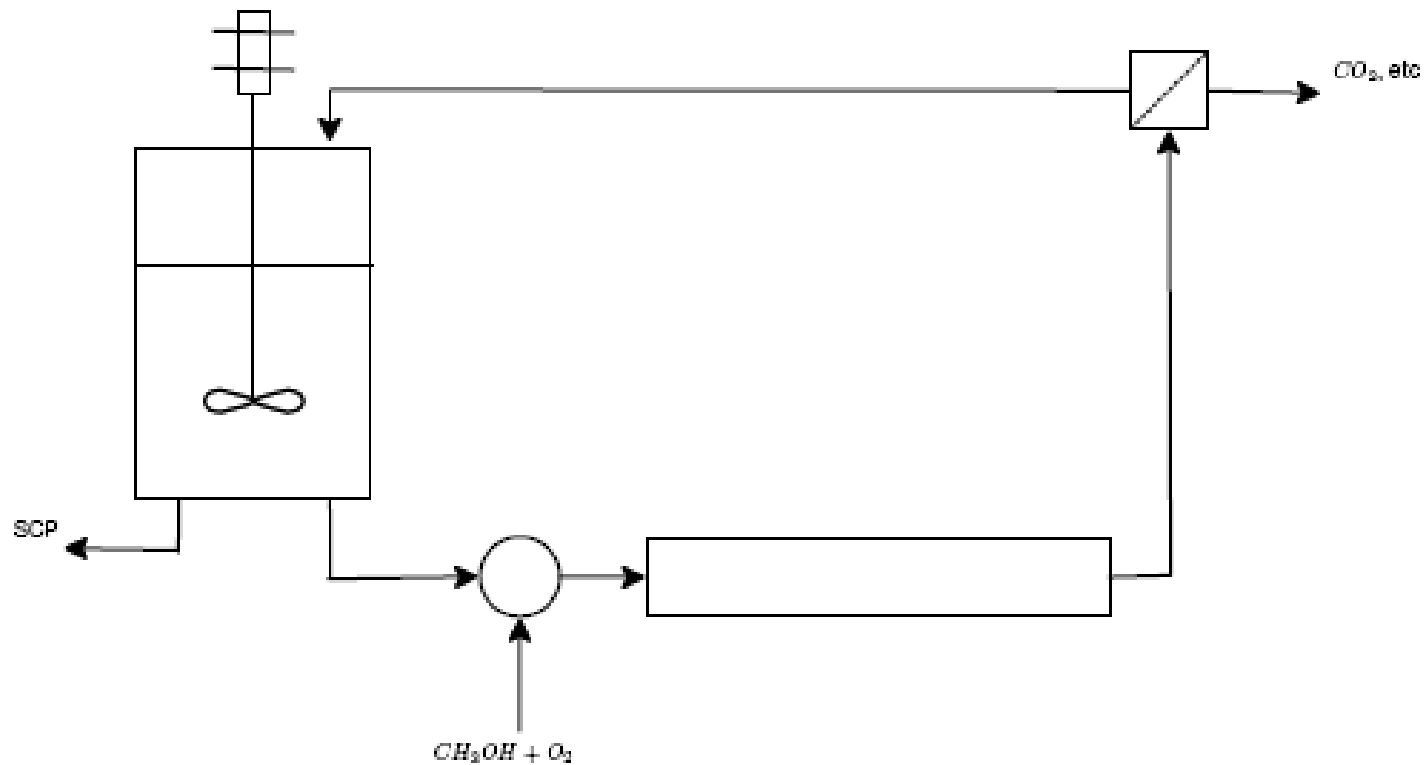


Symbol	Value
$Y_{SC}$	0.268
$Y_{SN}$	0.146
$Y_{SO}$	0.439
$Y_{SW}$	1.415
$Y_{SX}$	0.732

Table: Yield coefficients



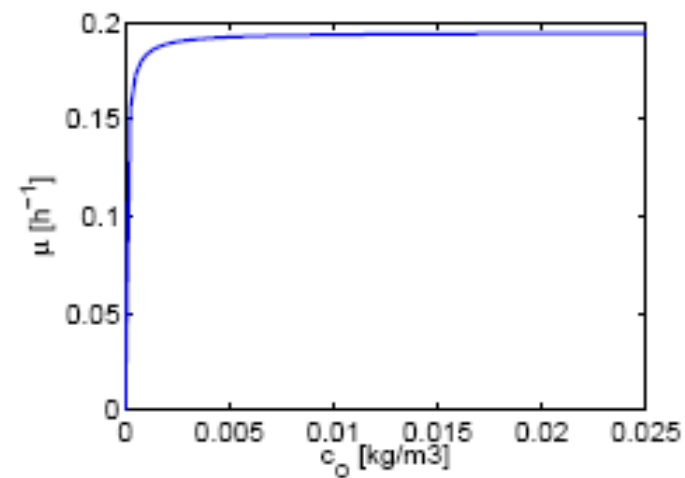
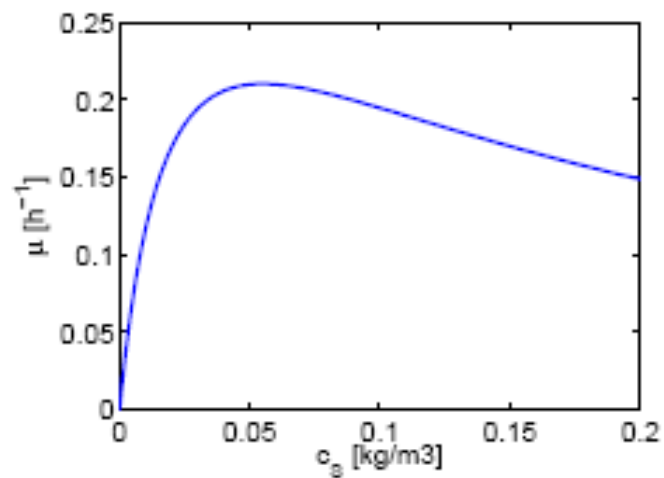
# U-Loop representation



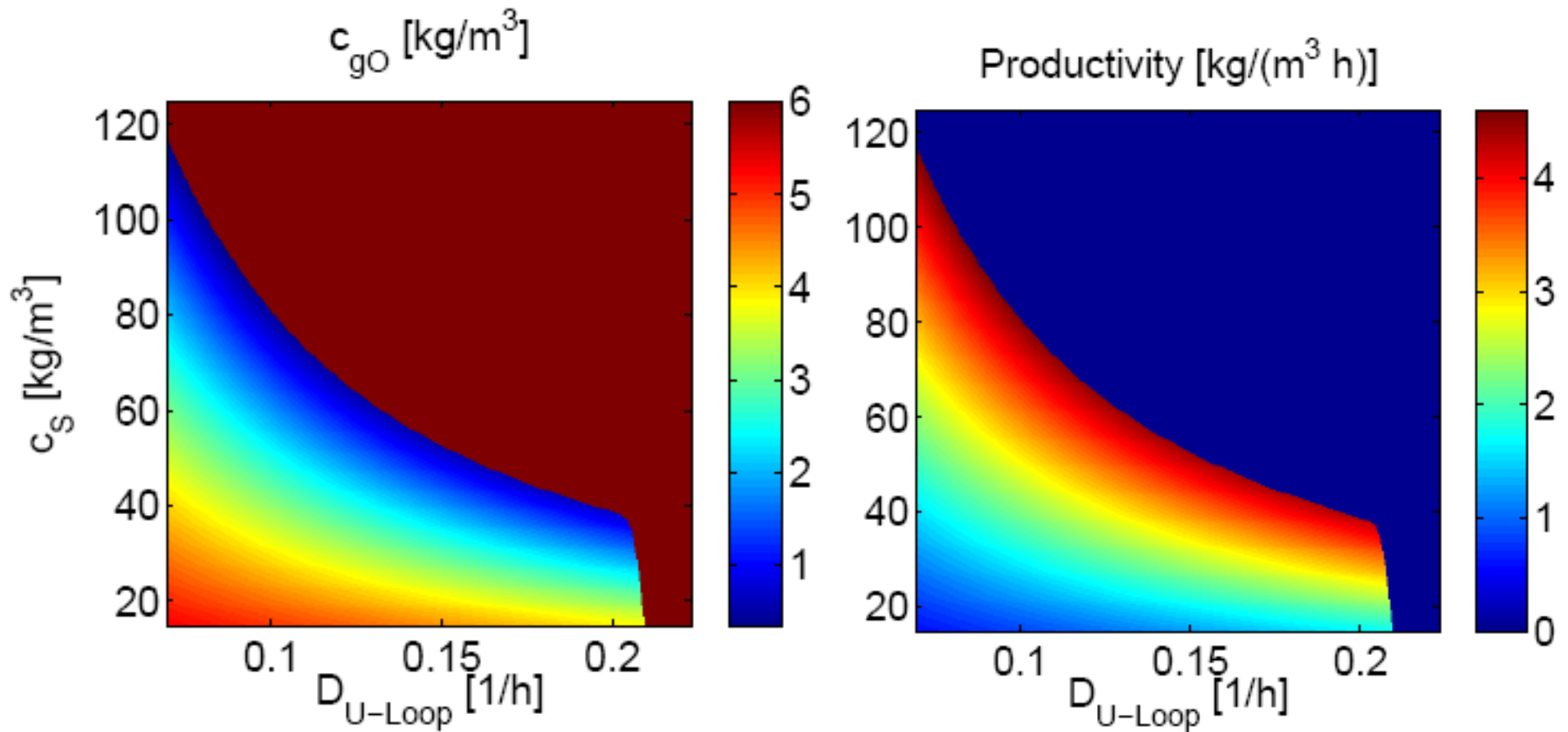


# Kinetics

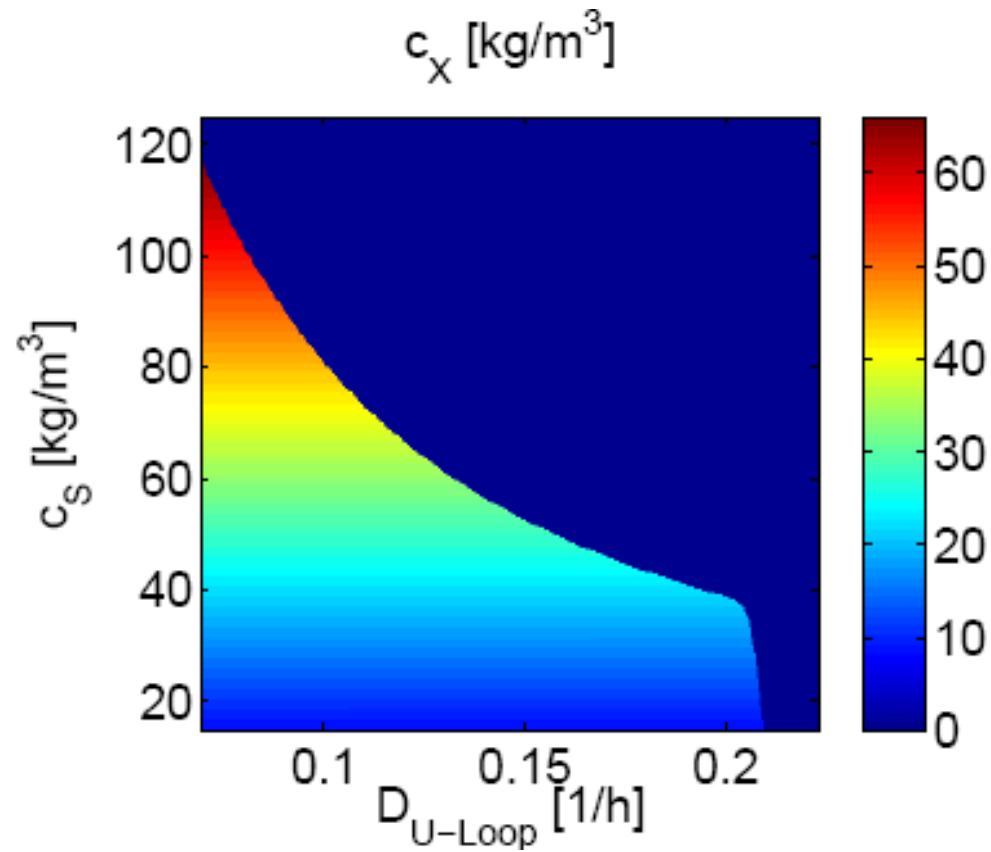
$$\mu = \frac{\mu_{max} c_{CH_3OH}}{K_S + c_{CH_3OH} + \left(\frac{c_{CH_3OH}}{K_I}\right)^2} \cdot \frac{c_{O_2}}{K_O + c_{O_2}}$$



# Operating Window



# Biomass range



- Design for optimal biomass concentration



# Redefine feed variables

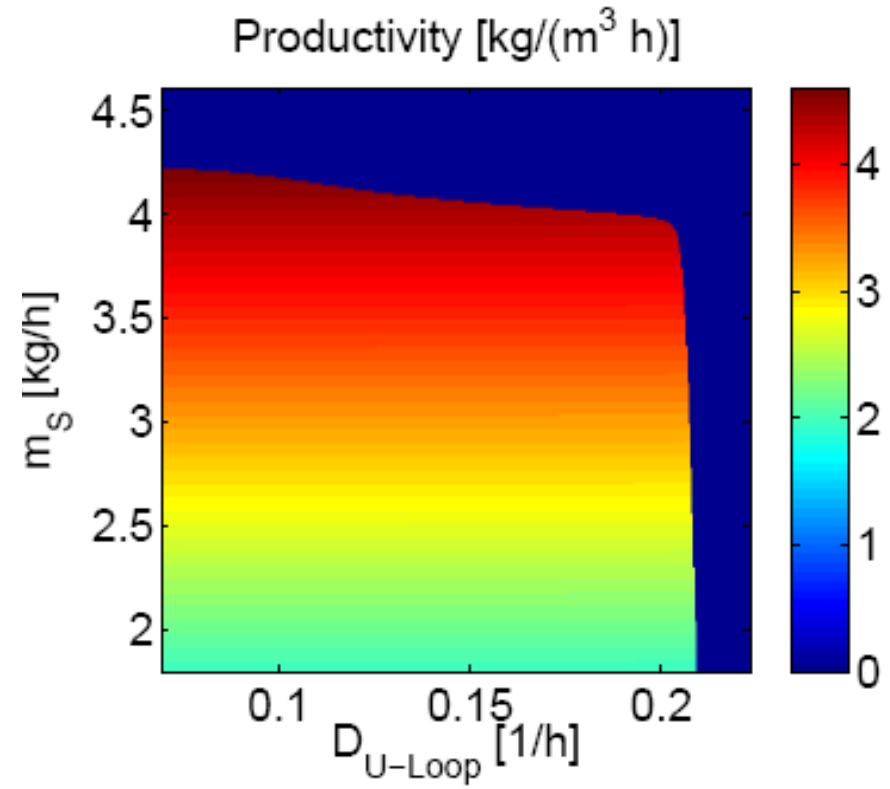
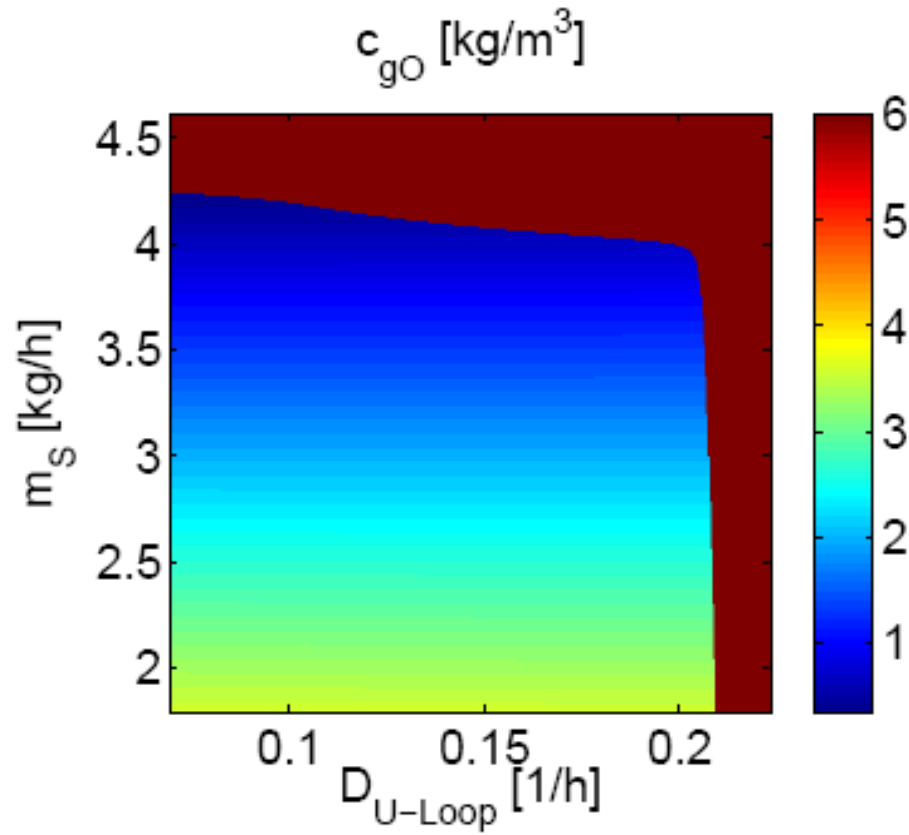
$$m_{f,S} \in [1.8000; 4.6033] \frac{\text{kg}}{\text{h}}$$

$$D_{U\text{Loop}} \in [0.0697; 0.2231] \frac{1}{\text{h}}$$

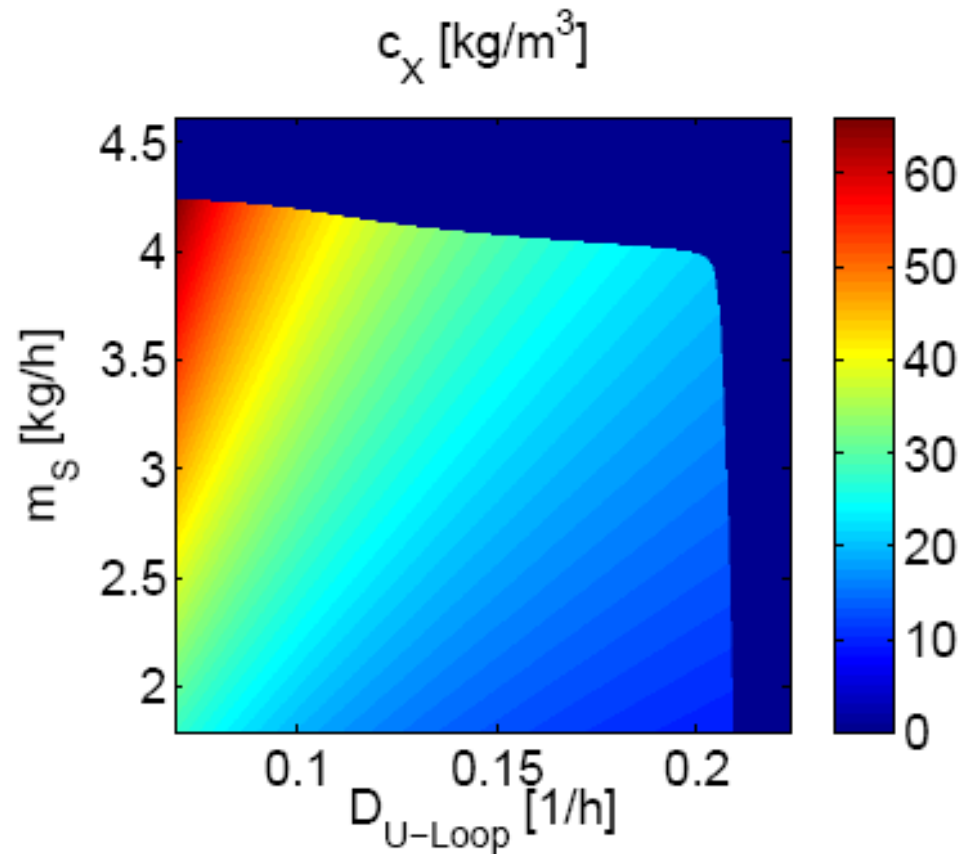
$$F_{f,l} \in [0.0360; 0.1152] \frac{\text{m}^3}{\text{h}}$$

$$m_i = c_i \cdot F$$





# Design for optimal Biomass Concentration



- Biomass concentration around 20 kg/m<sup>3</sup>

# Control Problem

- Control around a total substrate feed flow rate of 4 kg/h
- Ratio gas addition rate to total substrate feed rate

In addition

- Investigate dynamic interactions and decide on control design paradigm
- Consider control or constraining other nutrient addition rates: Nitric acid and phosphate



# Conclusions I

- The control definition procedure relies mainly on qualitative knowledge
- It is based upon the intended functionality of the process/plant
- A strong coupling is apparent between process design and control design





**Functional Modelling provides a unified framework for qualitatively combining:**

**Many levels of abstraction, incl. a multilayered granularity**

**Thus providing potential for Integration of Multiple tasks, incl.:**

Control Problem Definition

Process & Control Synthesis

Process & product design incl. Process integration

Risk management (HAZOP-Assistant)

Alarm design

Operator communication etc.

**To harvest these potentials then:**

**Research in functional modelling within the different engineering knowledge domains is necessary!**



# References

- Hamid, K.; Gani, R. (2008): "A Model-Based Methodology for Simultaneous Process Design and Control for Chemical Processes" Presentation at CAPEC annual meeting 2008.
- Lind, M. (1994): "Modeling Goals and Functions of Complex Industrial Plant". Applied Artificial Intelligence, 8(2):259-283, 1994.
- Rossing, N.; Jensen, N.; Lind, M.; Jorgensen, S.B. (2008): "A Goal Based Methodology for HAZOP Analysis" Accepted for presentation at CSPEC08, Harbin, China.
- Us, T.; Jensen, N.; Lind, M.; Jorgensen, S.B. (2008): "Fundamental Principles of Alarm Design". Accepted for presentation at CSPEC08, Harbin, China.

