

H_∞ fault detection for a class of T-S fuzzy model-based nonlinear networked control systems[★]

Weiguang Ding* Zehui Mao* Bin Jiang* Peng Shi**
Xiao He***

* College of Automation Engineering, Nanjing University of Aeronautics and Astronautics, Nanjing, 210016, China
(e-mail: dwg_sd@nuaa.edu.cn (W. Ding), zehuimao@nuaa.edu.cn (Z. Mao, corresponding author), binjiang@nuaa.edu.cn (B. Jiang))

** School of Electrical and College of Engineering and Science, Victoria University, Melbourne VIC 8001, Australia (e-mail: peng.shi@adelaide.edu.au)

*** Department of Automation, NListsinghua University, Beijing, 100084, P. R. China (e-mail: hexiao@tsinghua.edu.cn)

Abstract: In this paper, a robust H_∞ fault detection filter is designed for a class of discrete-time nonlinear networked control systems via T-S fuzzy model with multiple bounded state delay and random packet dropout induced by the limited bandwidth of communication networks. Our aim in this paper is to analyze and design a robust H_∞ full-order fault detection filter, such that the filtering error dynamics is asymptotically mean-square stable with a prescribed H_∞ performance level. Sufficient conditions for the existence of the desired filter are presented. Finally, an example is given to illustrate the effectiveness and applicability of the proposed new design method.

Keywords: Fault detection, networked control systems, fuzzy systems.

1. INTRODUCTION

Fault detection (FD) has attracted researchers' attention over the past decades because of the increasing demand for high safety and high reliability in many industrial processes. Fruitful results can be found in several books Chen et al. (1999), Ding X. (2008) and excellent papers Jiang et al. (2006), Zhong et al. (2010). Recently, with the rapid developments in network technologies, the interests on FD of networked control systems (NCSs) are increasing.

Networked control systems (NCSs) are closed-loop feedback control systems, where sensor-controller and controller-actuator signal link is through a shared network. Compared with conventional systems, NCSs have great advantages, such as low cost, reduced weight and increased system agility, which leads to the applications of NCSs for many fields ranging from DC motors, advanced aircraft to manufacturing process. However, the introduction of communication networks also brings communication constraints to the control systems, e.g., network-induced delays and packet dropouts, which all might be potential causes to poor performance, instability, and even faults. Therefore, many excellent results have been carried out for NCSs with time delays and data drops. For exam-

ples, Dong et al. (2010) develops a robust H_∞ filter for NCSs with multiple stochastic communication delays and packet dropouts under discrete-time model. Gao et al. (2008) presents a new approach to solve the problem of stabilization for networked control systems. Yue et al. (2009) concerns the design of stabilization controllers for linear systems with stochastic input delays. The above-mentioned works focus on the design of controller, observer and filter. However, it should be noted that faults in actuators, sensors and other components existing in NCSs are similar to other control systems. Thus, it is important to study FD schemes for these systems to avoid the failures. There exist some results to design FD for NCSs. Zhang et al. (2011) designs a robust FD filter for NCSs with delay distribution characterization under discrete-time model. Wang et al. (2009) proposes a fault detection approach for NCSs with communication constraints. Mao et al. (2007) develops the scheme of robust FD for networked control systems with large transfer delays. Unfortunately, the most research works on FD for NCSs are reported for linear systems, and only limited results are concerned on nonlinear systems.

In recent years, many fuzzy control approaches and fault diagnosis schemes have been developed for nonlinear systems because of its approximate performance (e.g., see Su et al. (2012), Zhou et al. (2013), Jiang et al. (2010)). Zhang et al. (2007) designs the fuzzy filter for signal estimation of nonlinear discrete-time systems with multiple time delays and unknown bounded disturbances. Tong et al.

[★] Supported by National Natural Science Foundation of China(61104020, 61374130), the Doctoral Program of Higher Education(20113218120010), the Australian Research Council (D-P140102180), the National Key Basic Research Program, China (2011CB710706, 2012CB215202), and the 111 Project (B12018).

(2013) concerns the problem of adaptive fuzzy tracking control for a class of multi-input and multi-output strict-feedback nonlinear systems with both unknown nonsymmetric dead-zone inputs and immeasurable states. Since nonlinear systems can be approximated by T-S fuzzy models, an applicable design scheme of the fault detectors for nonlinear systems can be transformed into the fault detection problem for T-S fuzzy systems. On the other hand, preserving some nonlinearities in T-S fuzzy systems can make the systems close to the reality. Thus, in this paper, the nonlinear NCSs via T-S fuzzy model is taken into account.

In this paper, the fault detection problem for a discrete-time nonlinear NCSs with time-varying state delays and random data dropouts is considered. Based on Lyapunov functions, sufficient conditions for FD filter design are established. The designed FD filter can detect the fault with the limited information successfully.

The paper is organized as follows. Section 2 describes the system model and presents some assumptions and definitions. The H_∞ FD filter design method based on Lyapunov functions is derived in section 3. A simulation example is included in section 4, followed by some concluding remarks in section 5.

2. PROBLEM STATEMENT

In this paper, we consider the following class of discrete-time fuzzy systems with sector-bounded nonlinearity:

Δ Plant Rule i : IF $\theta_1(k)$ is F_{i1} and \dots and $\theta_p(k)$ is F_{ip} , THEN

$$\begin{cases} x_{k+1} = A_{1i}g(x_k) + A_{2i}x_k + A_{di}x_{k-\tau_k} + B_iw_k + E_if_k \\ z_k = C_{1i}g(x_k) + C_{2i}x_k + C_{di}x_{k-\tau_k} + D_{1i}w_k \\ y_k = C_i x_k + D_i w_k \\ x_k = \varphi_k, k = -\tau_u, -\tau_u + 1, \dots, 0 \\ i = 1, \dots, r \end{cases} \quad (1)$$

where F_{ij} is the fuzzy set, r denotes the number of IF-THEN rules, $\theta_k = [\theta_1(k), \theta_2(k), \dots, \theta_p(k)]$ is the premise variable vector. $x_k \in R^n$ is the state vector; $z_k \in R^{n_1}$ is the signal to be estimated; $y_k \in R^{n_2}$ is the measured output vector; $w_k \in R^{n_w}$ is the unknown disturbance belonging to $l_2 \in [0, \infty)$ and f_k is the fault vector. $A_{1i}, A_{2i}, A_{di}, B_i, C_i, C_{1i}, C_{2i}, C_{di}, D_i, D_{1i}$, and E_i are all constant matrices with appropriate dimensions. τ_k is the time-varying state delay with lower and upper bounds $\tau_l \leq \tau \leq \tau_u$, where τ_l and τ_u are constant positive scalars. φ_k is a given real initial sequence on $[-\tau_u, 0]$. $g(x_k)$ is the nonlinear function satisfying the following assumption.

Assumption 1: The nonlinear function $g(\cdot)$ in system (1) satisfies

$$[g(x_k) - F_1x_k]^T [g(x_k) - F_2x_k] \leq 0, \quad \forall x_k \in R^n \quad (2)$$

where $F_1 \in R^{n \times n}$ and $F_2 \in R^{n \times n}$ are known real constant matrices and $F = F_1 - F_2$ is a symmetric positive definite matrix.

According to (2), for any scalar $\varepsilon > 0$, it has

$$\varepsilon \begin{bmatrix} \tilde{x}_k \\ g(x_k) \end{bmatrix}^T \begin{bmatrix} Z^T \tilde{F}_1 Z & Z^T \tilde{F}_2 \\ * & I \end{bmatrix} \begin{bmatrix} \tilde{x}_k \\ g(x_k) \end{bmatrix} \leq 0, \quad (3)$$

where $\tilde{F}_1 = (F_1^T F_2 + F_2^T F_1)/2$, $\tilde{F}_2 = -(F_1^T + F_2^T)/2$, and $Z = [I \ 0]$.

Consider the measurement signal with random data dropouts as the following form,

$$y_k = \lambda_k C_i x_k + D_i w_k \quad (4)$$

where the stochastic variable λ_k distributes in the known interval $[\alpha, \beta]$, ($0 \leq \alpha \leq \beta \leq 1$), with its mathematical expectation $E\{\lambda_k\} = \rho$ and variance $Cov\{\lambda_k\} = \sigma^2$. α, β, ρ and σ are known real scalars.

Remark 1: Here, system (4) is used to describe the random data dropouts induced by the limited bandwidth as He et al. (2009), which is usually used to describe the characters of net. When $\alpha = \beta = 1$, the data is transferred successfully. While $\alpha = \beta = 0$, the data is loss at all.

The overall fuzzy model can be inferred as follows:

$$\begin{cases} x_{k+1} = \sum_{i=1}^r \mu_i(\theta_k) [A_{1i}g(x_k) + A_{2i}x_k + A_{di}x_{k-\tau_k} \\ \quad + B_iw_k + E_if_k] \\ z_k = \sum_{i=1}^r \mu_i(\theta_k) [C_{1i}g(x_k) + C_{2i}x_k + C_{di}x_{k-\tau_k} \\ \quad + D_{1i}w_k] \\ y_k = \sum_{i=1}^r \mu_i(\theta_k) [\lambda_k C_i x_k + D_i w_k] \end{cases} \quad (5)$$

where the fuzzy basis functions are given by

$$\mu_i(\theta_k) = \frac{\eta_i(\theta_k)}{\sum_{i=1}^r \eta_i(\theta_k)}, \quad \eta_i(\theta_k) = \prod_{j=1}^p F_{ij}(\theta_j(k))$$

$F_{ij}(\theta_j(k))$ represents the grade of membership value of $\theta_j(k)$ in F_{ij} . Therefore, $\mu_i(\theta_k)$ has the following basic property:

$$\begin{aligned} \eta_i(\theta_k) &\geq 0, \quad i = 1, 2, \dots, r, \quad \sum_{i=1}^r \eta_i(\theta_k) \geq 0, \quad \forall k \\ \mu_i(\theta_k) &\geq 0, \quad i = 1, 2, \dots, r, \quad \sum_{i=1}^r \mu_i(\theta_k) = 1, \quad \forall k. \end{aligned}$$

For the purpose of residual generation, the following filter can be constructed:

$$\begin{cases} \hat{x}_{k+1} = \sum_{j=1}^r \mu_j(\theta_k) [G_j \hat{x}_k + K_j y_k] \\ \hat{z}_k = \sum_{j=1}^r \mu_j(\theta_k) L_j \hat{x}_k \end{cases} \quad (6)$$

where \hat{x}_k is the observer state vector, \hat{z}_k is an estimation for z_k . G_j, K_j and L_j are the parameters to be determined. By defining $\tilde{x}_k = [x_k^T \ \hat{x}_k^T]^T$, $\tilde{z}_k = z_k - \hat{z}_k$ and $d_k = [f_k^T \ w_k^T]^T$, the filter-error dynamic system can be obtained:

$$\begin{cases} \tilde{x}_{k+1} = [\tilde{A}_0 + (\lambda_k - \rho)\tilde{A}_0] \tilde{x}_k + \tilde{A}_d Z \tilde{x}_{k-\tau_k} \\ \quad + \tilde{B}_0 g(x_k) + \tilde{B}_0 d_k \\ \tilde{z}_k = \tilde{C}_0 \tilde{x}_k + \tilde{C}_d Z \tilde{x}_{k-\tau_k} + \tilde{D}_0 g(x_k) + \tilde{D}_0 d_k \end{cases} \quad (7)$$

where

$$\tilde{A}_0 = \sum_{i=1}^r \sum_{j=1}^r \mu_i(\theta_k) \mu_j(\theta_k) \begin{bmatrix} A_{2i} & 0 \\ \rho K_j C_i & G_j \end{bmatrix} := \begin{bmatrix} A_2 & 0 \\ \rho K C & G \end{bmatrix}$$

$$\begin{aligned} \bar{A}_0 &= \sum_{i=1}^r \sum_{j=1}^r \mu_i(\theta_k) \mu_j(\theta_k) \begin{bmatrix} 0 & 0 \\ K_j C_i & 0 \end{bmatrix} := \begin{bmatrix} 0 & 0 \\ KC & 0 \end{bmatrix} \\ \tilde{A}_d &= \sum_{i=1}^r \sum_{j=1}^r \mu_i(\theta_k) \mu_j(\theta_k) \begin{bmatrix} A_{di} \\ 0 \end{bmatrix} := \begin{bmatrix} A_d \\ 0 \end{bmatrix} \\ \tilde{B}_0 &= \sum_{i=1}^r \sum_{j=1}^r \mu_i(\theta_k) \mu_j(\theta_k) \begin{bmatrix} A_{1i} \\ 0 \end{bmatrix} := \begin{bmatrix} A_1 \\ 0 \end{bmatrix} \\ \bar{B}_0 &= \sum_{i=1}^r \sum_{j=1}^r \mu_i(\theta_k) \mu_j(\theta_k) \begin{bmatrix} E_i & B_i \\ 0 & K_j D_i \end{bmatrix} := \begin{bmatrix} E & B \\ 0 & KD \end{bmatrix} \\ \tilde{C}_0 &= \sum_{i=1}^r \sum_{j=1}^r \mu_i(\theta_k) \mu_j(\theta_k) [C_{2i} \ -L_j] := [C_2 \ -L] \\ \bar{C}_d &= \sum_{i=1}^r \sum_{j=1}^r \mu_i(\theta_k) \mu_j(\theta_k) C_{di} := C_d \\ \bar{D}_0 &= \sum_{i=1}^r \sum_{j=1}^r \mu_i(\theta_k) \mu_j(\theta_k) [0 \ D_{1i}] := [0 \ D_1] \\ \tilde{D}_0 &= \sum_{i=1}^r \sum_{j=1}^r \mu_i(\theta_k) \mu_j(\theta_k) C_{1i} := C_1. \end{aligned}$$

Considering the existence of the stochastic variable λ_k , we recall the definition of stochastic stability in the mean-square sense for the filter-error system.

Definition 1 Mao X. (1997): The FD filter-error dynamic system (7) is said to be asymptotically mean-square stable if, with $d_k = 0$, for any initial conditions,

$$\lim_{k \rightarrow \infty} E\{\|\tilde{x}_k\|^2\} = 0 \quad (8)$$

Due to the existence of the random variable λ_k , in the rest of the paper, our aim is to design a robust full-order FD filter (6) for system (5). For all disturbance d_k and the random variable λ_k , determine the FD filter-gain matrix G_j , K_j and L_j , such that FD filter-error system satisfies both the following requirements:

1) The FD filter-error system (7) is asymptotically mean-square stable.

2) Under the zero-initial conditions, the FD filter-error \tilde{z}_k satisfies

$$\sum_{k=0}^{\infty} E\{\|\tilde{z}_k\|^2\} < \gamma^2 \sum_{k=0}^{\infty} E\{\|d_k\|^2\} \quad (9)$$

for all nonzero d_k , where $\gamma > 0$ is a prescribed scalar.

To detect the system faults, the residual evaluation function is selected as

$$J(k) = \left\{ \sum_{s=k_0}^{k_0+L_e} r_s^T r_s \right\}^{1/2}, \quad J_{th} = \sup_{w_k \in l_2, F_k=0} J(k) \quad (10)$$

where k_0 is the initial evolution time instant; L_e is the evolution time steps and J_{th} is the threshold. Based on this, the occurrence of faults can be detected by

$$\begin{cases} J(k) < J_{th} \Rightarrow \text{no fault occurs} \\ J(k) \geq J_{th} \Rightarrow \text{alarm for fault} \end{cases} \quad (11)$$

From (11), it can be seen that the threshold J_{th} is proportional to the performance index γ . For the no fault case, γ determines the influence of the disturbance to FD filter. The smaller γ is, the better of the robustness of FD filter to the disturbance will be.

3. FD FILTER DESIGN

In this section, we aim to develop an innovative approach to guarantee the FD filter-error system (7) satisfying the requirements 1) and 2). The following theorem provides a sufficient condition for the existence of a full-order FD filter for system (5).

Theorem 1. Consider system (5) with a full-order FD filter of the form (6). Given a prescribed H_∞ attenuation level $\gamma > 0$. If there exist matrixes $P = P^T > 0$, $Q = Q^T > 0$ and a constant scalar $\varepsilon > 0$ such that the following inequality holds:

$$\Omega = \begin{bmatrix} \Omega_{11} & \Omega_{12} & \Omega_{13} & \Omega_{14} \\ * & \Omega_{22} & \Omega_{23} & \Omega_{24} \\ * & * & \Omega_{33} & \Omega_{34} \\ * & * & * & \Omega_{44} \end{bmatrix} < 0 \quad (12)$$

where

$$\begin{aligned} \Omega_{11} &= \tilde{A}_0^T P \tilde{A}_0 + \sigma^2 \bar{A}_0^T P \bar{A}_0 - P - \varepsilon Z^T \tilde{F}_1 Z \\ &+ \tilde{C}_0^T \tilde{C}_0 + \nu Z^T Q Z, \quad \Omega_{12} = \tilde{A}_0^T P \tilde{A}_d + \tilde{C}_0^T C_d, \\ \Omega_{13} &= \tilde{A}_0^T P \tilde{B}_0 - \varepsilon Z^T \tilde{F}_2 + \tilde{C}_0^T \tilde{D}_0, \\ \Omega_{14} &= \tilde{A}_0^T P \bar{B}_0 + \tilde{C}_0^T \bar{D}_0, \quad \Omega_{22} = \tilde{A}_d^T P \tilde{A}_d - Q + C_d^T C_d, \\ \Omega_{23} &= \tilde{A}_d^T P \tilde{B}_0 + C_d^T \tilde{D}_0, \quad \Omega_{24} = \tilde{A}_d^T P \bar{B}_0 + C_d^T \bar{D}_0 \\ \Omega_{33} &= \tilde{B}_0^T P \tilde{B}_0 - \varepsilon I + \tilde{D}_0^T \tilde{D}_0, \quad \Omega_{34} = \tilde{B}_0^T P \bar{B}_0 + \tilde{D}_0^T \bar{D}_0, \\ \Omega_{44} &= \bar{B}_0^T P \bar{B}_0 - \gamma^2 I + \bar{D}_0^T \bar{D}_0, \quad \nu = \tau_u - \tau_l + 1, \end{aligned}$$

then the FD filter-error system (7) is asymptotically mean-square stable with the prescribed H_∞ attenuation level bound γ given in (9).

Proof. Consider the following Lyapunov functions:

$$\begin{aligned} V(\tilde{x}_k) &= V_1(\tilde{x}_k) + V_2(\tilde{x}_k) + V_3(\tilde{x}_k) \\ V_1(\tilde{x}_k) &= \tilde{x}_k^T P \tilde{x}_k, \quad V_2(\tilde{x}_k) = \sum_{i=k-\tau_k}^{k-1} \tilde{x}_i^T Z^T Q Z \tilde{x}_i \\ V_3(\tilde{x}_k) &= \sum_{j=k-\tau_u+1}^{k-\tau_l} \sum_{i=j}^{k-1} \tilde{x}_i^T Z^T Q Z \tilde{x}_i \end{aligned} \quad (13)$$

where $P = P^T > 0$ and $Q = Q^T > 0$. From the characters of the random variable λ_k , it has:

$$E\{\lambda_k - \rho\} = 0, \quad E\{[\lambda_k - \rho]^2\} = \sigma^2 \quad (14)$$

For $d_k = 0$, the difference of each Lyapunov functions can be calculated from (7):

$$E\{\Delta V_1\} = E\{V_1(\tilde{x}_{k+1})\} - V_1(\tilde{x}_k)$$

$$\begin{aligned}
 &= \begin{bmatrix} \tilde{x}_k \\ Z\tilde{x}_{k-\tau_k} \\ g(x_k) \end{bmatrix}^T \begin{bmatrix} M_1 & M_2 & M_3 \\ * & M_4 & M_5 \\ * & * & M_6 \end{bmatrix} \begin{bmatrix} \tilde{x}_k \\ Z\tilde{x}_{k-\tau_k} \\ g(x_k) \end{bmatrix} \\
 E\{\Delta V_2\} &= E\{V_2(\tilde{x}_{k+1})\} - V_2(\tilde{x}_k) \\
 &\leq E\left\{ \tilde{x}_k^T Z^T Q Z \tilde{x}_k - \tilde{x}_{k-\tau_k}^T Z^T Q Z \tilde{x}_{k-\tau_k} \right. \\
 &\quad \left. + \sum_{i=k+1-\tau_u}^{k-\tau_l} \tilde{x}_i^T Z^T Q Z \tilde{x}_i \right\} \\
 E\{\Delta V_3\} &= E\{V_3(\tilde{x}_{k+1})\} - V_3(\tilde{x}_k) \\
 &= E\left\{ (\tau_u - \tau_l) \tilde{x}_k^T Z^T Q Z \tilde{x}_k \right. \\
 &\quad \left. - \sum_{i=k+1-\tau_u}^{k-\tau_l} \tilde{x}_i^T Z^T Q Z \tilde{x}_i \right\}
 \end{aligned}$$

where $M_1 = \tilde{A}_0^T P \tilde{A}_0 + \sigma^2 \tilde{A}_0^T P \tilde{A}_0 - P$, $M_2 = \tilde{A}_0^T P \tilde{A}_d$, $M_3 = \tilde{A}_0^T P \tilde{B}_0$, $M_4 = \tilde{A}_d^T P \tilde{A}_d$, $M_5 = \tilde{A}_d^T P \tilde{B}_0$ and $M_6 = \tilde{B}_0^T P \tilde{B}_0$. Further, we obtain that

$$\begin{aligned}
 E\{\Delta V\} &= E\{\Delta V_1\} + E\{\Delta V_2\} + E\{\Delta V_3\} \\
 &\leq \zeta_k^T \begin{bmatrix} \tilde{M}_1 & M_2 & M_3 \\ * & \tilde{M}_4 & M_5 \\ * & * & M_6 \end{bmatrix} \zeta_k \quad (15)
 \end{aligned}$$

where $\zeta_k^T = [\tilde{x}_k^T \tilde{x}_{k-\tau_k}^T Z^T g^T(x_k)]$, $\tilde{M}_1 = \tilde{A}_0^T P \tilde{A}_0 + \sigma^2 \tilde{A}_0^T P \tilde{A}_0 - P + \nu Z^T Q Z$, $\tilde{M}_4 = \tilde{A}_d^T P \tilde{A}_d - Q$.

Substituting (3) into (15), one can obtain

$$\begin{aligned}
 &E\{\Delta V(\tilde{x}_k)\} \leq E\{\Delta V(\tilde{x}_k)\} \\
 &- E\left\{ \varepsilon \begin{bmatrix} \tilde{x}_k \\ g(x_k) \end{bmatrix}^T \begin{bmatrix} Z^T \tilde{F}_1 Z & Z^T \tilde{F}_2 \\ * & I \end{bmatrix} \begin{bmatrix} \tilde{x}_k \\ g(x_k) \end{bmatrix} \right\} \\
 &= \zeta_k^T \begin{bmatrix} \tilde{M}_1 - \varepsilon Z^T \tilde{F}_1 Z & M_2 & M_3 - \varepsilon Z^T \tilde{F}_2 \\ * & \tilde{M}_4 & M_5 \\ * & * & M_6 - \varepsilon I \end{bmatrix} \zeta_k \\
 &:= \zeta_k^T \Xi \zeta_k \quad (16)
 \end{aligned}$$

Using Theorem 1, one can verify that

$$\Xi < - \begin{bmatrix} \tilde{C}_0^T \tilde{C}_0 & \tilde{C}_0^T C_d & \tilde{C}_0^T \tilde{D}_0 \\ * & C_d^T C_d & \tilde{D}_0^T \tilde{D}_0 \\ * & * & \tilde{D}_0^T \tilde{D}_0 \end{bmatrix} < 0 \quad (17)$$

Thus, for all $d_k = 0$, we have $E\{\Delta V(\tilde{x}_k)\} < 0$, that is system (7) is asymptotically stable in the mean-square sense.

Next, for any nonzero d_k , it follows from (7), (12) and (16) that

$$\begin{aligned}
 &E\{\Delta V(\tilde{x}_k)\} + E\{\tilde{z}_k^T \tilde{z}_k\} - \gamma^2 E\{d_k^T d_k\} \\
 &\leq E\{\xi_k^T \Omega \xi_k\} < 0 \quad (18)
 \end{aligned}$$

where $\xi_k := [\tilde{x}_k^T \tilde{x}_{k-\tau_k}^T Z^T g^T(x_k) d_k^T]^T$. Now, summing up this relationship from 0 to ∞ with respect to k yields

$$\sum_{k=0}^{\infty} E\{\tilde{z}_k^T \tilde{z}_k\} < \sum_{k=0}^{\infty} \gamma^2 E\{d_k^T d_k\} - E\{V_\infty\} + E\{V_0\} \quad (19)$$

Since the system (7) is asymptotically mean-square stable, it is obvious that (9) holds under the zero initial condition. This concludes the proof. \square

Theorem 1 provides a sufficient condition for the design of the FD filter, which contains the coupled matrix variables. To overcome the difficulties caused by the coupling in (12), a decoupling techniques as Gao et al. (2005) is used, by which, (12) can be transformed into a new form.

Corollary 1. Consider system (5) with a full-order FD filter of the form (6). Given a prescribed scalar $\gamma > 0$, if there exist matrixes $\bar{P} = \bar{P}^T > 0$, $Q = Q^T > 0$, $F > 0$, \bar{K} , \bar{G} , \bar{L} and a constant scalar $\varepsilon > 0$ such that the following LMI holds:

$$\begin{bmatrix} \Pi_{11} & 0 & \Pi_{13} & 0 & \Pi_{15} & \Pi_{16} & \Pi_{17} \\ * & -Q & 0 & 0 & C_d^T & \Pi_{26} & 0 \\ * & * & -\varepsilon I & 0 & \tilde{D}_0^T & \Pi_{36} & 0 \\ * & * & * & -\gamma^2 I & \tilde{D}_0^T & \Pi_{46} & 0 \\ * & * & * & * & -I & 0 & 0 \\ * & * & * & * & * & \Pi_{66} & 0 \\ * & * & * & * & * & * & \Pi_{77} \end{bmatrix} < 0 \quad (20)$$

where

$$\begin{aligned}
 \Pi_{11} &= \begin{bmatrix} \nu Q - \bar{P} - \varepsilon \tilde{F}_1 & -F \\ -F & -F \end{bmatrix}, \quad \Pi_{13} = \begin{bmatrix} -\varepsilon \tilde{F}_2 \\ 0 \end{bmatrix}, \\
 \Pi_{15} &= \begin{bmatrix} C_d^T \\ -\tilde{L}^T \end{bmatrix}, \quad \Pi_{17} = \sigma \begin{bmatrix} C^T \bar{K}^T & C^T \bar{K}^T \\ 0 & 0 \end{bmatrix}, \\
 \Pi_{16} &= \begin{bmatrix} A_2^T \bar{P} + \rho C^T \bar{K}^T & A_2^T F + \rho C^T \bar{K}^T \\ \bar{G}^T & \bar{G}^T \end{bmatrix}, \\
 \Pi_{26} &= [A_d^T \bar{P} \ A_d^T F], \quad \Pi_{36} = [A_1^T \bar{P} \ A_1^T F], \\
 \Pi_{46} &= \begin{bmatrix} E^T \bar{P} & E^T F \\ B^T \bar{P} + D^T \bar{K}^T & B^T \bar{P} + D^T \bar{K}^T \end{bmatrix}, \\
 \Pi_{66} &= \Pi_{77} = \begin{bmatrix} -\bar{P} & -F \\ -F & -F \end{bmatrix}.
 \end{aligned}$$

Proof. Suppose condition (12) holds for matrices $P^T = P > 0$, $Q = Q^T > 0$, \tilde{A}_0 , \tilde{A}_d , \tilde{B}_0 , \tilde{B}_d , \tilde{C}_0 , \tilde{D}_0 , \tilde{D}_d and $Z = [I \ 0]$. Using Schur complement Boyd et al. (1997), one can show that (12) is equivalent to

$$\begin{bmatrix} \bar{\Pi}_{11} & 0 & -\varepsilon Z^T \tilde{F}_2 & 0 & \tilde{C}_0^T & \tilde{A}_0^T P & \sigma \tilde{A}_0^T P \\ * & -Q & 0 & 0 & C_d^T & \tilde{A}_d^T P & 0 \\ * & * & -\varepsilon I & 0 & \tilde{D}_0^T & \tilde{B}_0^T P & 0 \\ * & * & * & -\gamma^2 I & \tilde{D}_0^T & \tilde{B}_d^T P & 0 \\ * & * & * & * & -I & 0 & 0 \\ * & * & * & * & * & -P & 0 \\ * & * & * & * & * & * & -P \end{bmatrix} < 0 \quad (21)$$

where $\bar{\Pi}_{11} = \nu Z^T Q Z - P - \varepsilon Z^T \tilde{F}_1 Z$. Let the matrix P be partitioned as $P = \begin{bmatrix} \bar{P} & \bar{S} \\ \bar{S} & \bar{W} \end{bmatrix}$, where $\bar{P} > 0$, $\bar{W} > 0$ and \bar{S}

is invertible. Define the invertible matrix $J = \begin{bmatrix} I & 0 \\ 0 & \bar{S} \bar{W}^{-1} \end{bmatrix}$.

Performing congruence transformations to (21) by

$diag\{J^T, I, I, I, J^T, J^T\}$ yields (20) with changes of variables as:

$$F = \bar{S} \bar{W}^{-1} \bar{S}, \quad \bar{K} = \bar{S} \bar{K}, \quad \bar{G} = \bar{S} \bar{G} \bar{W}^{-1} \bar{S}, \quad \bar{L} = \bar{L} \bar{W}^{-1} \bar{S}.$$

This ends the proof. \square

With the aid of the above corollary, we are now in a position to present the filter gain design algorithm.

Theorem 2. Given system (5) with a full-order H_∞ FD filter in the form of filter (6) exists, if there exist matrices $\bar{P} = \bar{P}^T > 0$, $Q^T = Q > 0$, $F > 0$, \bar{K}_j , \bar{G}_j , \bar{L}_j and a constant scalar $\varepsilon > 0$ such that the following LMIs holds for a given scalar $\gamma > 0$:

$$\Phi_{ij} + \Phi_{ji} < 0, \quad i \leq j \quad (22)$$

where

$$\Phi_{ij} = \begin{bmatrix} \Gamma_{11} & 0 & \Gamma_{13} & 0 & \Gamma_{15} & \Gamma_{16} & \Gamma_{17} \\ * & -Q & 0 & 0 & C_{di}^T & \Gamma_{26} & 0 \\ * & * & -\varepsilon I & 0 & C_{1i}^T & \Gamma_{36} & 0 \\ * & * & * & -\gamma^2 I & \Gamma_{45} & \Gamma_{46} & 0 \\ * & * & * & * & -I & 0 & 0 \\ * & * & * & * & * & \Gamma_{66} & 0 \\ * & * & * & * & * & * & \Gamma_{77} \end{bmatrix}$$

$$\Gamma_{11} = \begin{bmatrix} \nu Q - \bar{P} - \varepsilon \tilde{F}_1 & -F \\ -F & -F \end{bmatrix}, \quad \Gamma_{13} = \begin{bmatrix} -\varepsilon \tilde{F}_2 \\ 0 \end{bmatrix},$$

$$\Gamma_{15} = \begin{bmatrix} C_{2i}^T \\ -\bar{L}_j^T \end{bmatrix}, \quad \Gamma_{17} = \sigma \begin{bmatrix} C_i^T \bar{K}_j^T & C_i^T \bar{K}_j^T \\ 0 & 0 \end{bmatrix},$$

$$\Gamma_{16} = \begin{bmatrix} A_{2i}^T \bar{P} + \rho C_i^T \bar{K}_j^T & A_{2i}^T F + \rho C_i^T \bar{K}_j^T \\ \bar{G}_j^T & \bar{G}_j^T \end{bmatrix},$$

$$\Gamma_{26} = [A_{di}^T \bar{P} \quad A_{di}^T F], \quad \Gamma_{36} = [A_{1i}^T \bar{P} \quad A_{1i}^T F],$$

$$\Gamma_{46} = \begin{bmatrix} E_i^T \bar{P} & E_i^T F \\ B_i^T \bar{P} + D_i^T \bar{K}_j^T & B_i^T \bar{P} + D_i^T \bar{K}_j^T \end{bmatrix},$$

$$\Gamma_{45} = \begin{bmatrix} 0 \\ D_{1i}^T \end{bmatrix}, \quad \Gamma_{66} = \Gamma_{77} = \begin{bmatrix} -\bar{P} & -F \\ -F & -F \end{bmatrix}$$

In this case, the FD filter parameters in filter (6) are given by

$$K_j = F^{-1} \bar{K}_j, \quad G_j = F^{-1} \bar{G}_j, \quad L_j = \bar{L}_j. \quad (23)$$

Proof. Set $\Delta(k) = \sum_{i=1}^r \mu_i \Delta_i$, where Δ denotes matrices $A_1, A_2, A_d, B, C, C_1, C_2, C_d, D, D_1, \bar{K}, \bar{G}$ or \bar{L} . For simplicity, denote the matrix on the left side of inequality (20) by $\Phi(k)$. Then, from (22), one can obtain that

$$\begin{aligned} \Phi(k) &= \sum_{i=1}^r \mu_i \sum_{j=1}^r \mu_j \Phi_{ij} \\ &= \sum_{i=1}^r \mu_i^2 \Phi_{ii} + \sum_{i < j} \mu_i \mu_j (\Phi_{ij} + \Phi_{ji}) < 0 \end{aligned} \quad (24)$$

From Corollary 1, the H_∞ FD filter design problem has been solved, and the parameter matrix functions are given by $K = \bar{S}^{-1} \bar{K}$, $G = \bar{S}^{-1} \bar{G} \bar{S}^{-1} \bar{W}$, $L = \bar{L} \bar{S}^{-1} \bar{W}$, where $\bar{W} > 0$, \bar{S} is invertible and $F = \bar{S} \bar{W}^{-1} \bar{S}$. Under the transformation $\bar{S}^{-1} \bar{W} \hat{x}_k$, the FD filter matrix functions can be of the following form:

$$\begin{aligned} K &= \bar{S}^{-1} \bar{W} (\bar{S}^{-1} \bar{K}) = F^{-1} \bar{K}, \\ G &= \bar{S}^{-1} \bar{W} (\bar{S}^{-1} \bar{G} \bar{S}^{-1} \bar{W}) \bar{W}^{-1} \bar{S} = F^{-1} \bar{G}, \\ L &= (\bar{L} \bar{S}^{-1} \bar{W}) \bar{W}^{-1} \bar{S} = \bar{L}. \end{aligned} \quad (25)$$

Hence, the parameter matrices in filter (6) are given by (23). The proof is completed. \square

Remark 2: Since the mean value and the variance of the random variable λ_k are known, the parameters of FD filter can be solved through Theorem 1 and Theorem 2. For the sensors, we just consider the same rate of the data drops. It is well-known that each channel has its own drop rate, i.e., the λ_k for each sensor is different. The obtained results can be extend to the case of the different drop rate.

Remark 3: The H_∞ fault detection filter design for nonlinear networked control systems can be readily found by solving the following problem: Minimize γ^2 subject to (22) and (23), which can be solved by the LMI tool box in MATLAB.

4. ILLUSTRATIVE EXAMPLE

In this section, we give an illustrative example to demonstrate the effectiveness of presented method. Consider a T-S fuzzy system with three plant rules ($r = 3$) whose membership functions are shown in Figure 1. The param-

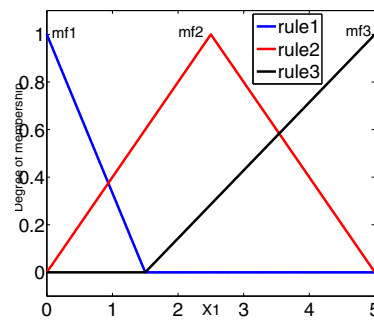


Fig. 1. Membership functions of the T-S fuzzy system
eters of the system are given as follows:

$$\begin{aligned} A_{11} &= \begin{bmatrix} 1 & 0.31 \\ 0 & 0.33 \end{bmatrix}, \quad A_{21} = \begin{bmatrix} 0 & 0.5 \\ 0.2 & 0.3 \end{bmatrix}, \quad B_1 = \begin{bmatrix} -1 \\ 2 \end{bmatrix} \\ A_{d1} &= \begin{bmatrix} 0 & 0.2 \\ 0.1 & 0.2 \end{bmatrix}, \quad E_1 = \begin{bmatrix} 0.8 \\ 1 \end{bmatrix}, \quad C_{11} = [0.2 \ 0] \\ C_{21} &= [0.2 \ 0.5], \quad D_{11} = 0.15, \quad C_1 = [0.8948 \ 0.8] \\ A_{12} &= \begin{bmatrix} 1 & 0.29 \\ 0 & 0.30 \end{bmatrix}, \quad A_{22} = \begin{bmatrix} 0 & 0.4 \\ 0.3 & 0.2 \end{bmatrix}, \quad B_2 = \begin{bmatrix} -1 \\ 2 \end{bmatrix} \\ A_{d2} &= \begin{bmatrix} 0.1 & 0 \\ 0.2 & 0.3 \end{bmatrix}, \quad E_2 = \begin{bmatrix} 1 \\ 0 \end{bmatrix}, \quad C_{12} = [0.1 \ 0] \\ C_{22} &= [0.3 \ 0.4], \quad D_{12} = 0.15, \quad C_2 = [0.827 \ 0.8] \\ A_{13} &= \begin{bmatrix} 0.9 & 0.35 \\ 0 & 0.28 \end{bmatrix}, \quad A_{23} = \begin{bmatrix} 0 & 0.45 \\ 0.154 & 0.24 \end{bmatrix}, \quad B_3 = \begin{bmatrix} -1 \\ 2 \end{bmatrix} \\ A_{d3} &= \begin{bmatrix} 0.1 & 0.2 \\ 0.2 & 0 \end{bmatrix}, \quad E_3 = \begin{bmatrix} 1 \\ 0 \end{bmatrix}, \quad C_{13} = [0.15 \ 0] \\ C_{23} &= [0.24 \ 0.48], \quad D_{13} = 0.15, \quad C_3 = [0.8366 \ 0.8] \\ D_1 &= D_2 = D_3 = 1, \quad C_{d1} = C_{d2} = C_{d3} = 0 \\ g(x_k) &= 0.5 \sin(x_k) \end{aligned}$$

Suppose that the probabilistic variable λ_k meets uniform distribution in interval $[0.5 \ 1]$, from which the expectation and variance can be easily calculated as $\rho = 0.75$, $\sigma =$

0.144. The unknown disturbance w_k is assumed to be white noise with power of 0.5. The fault signal f_k is simulated as 1 that occurs from 100 to 200 steps. Select $\gamma = 0.98$. Using Theorem 2, the H_∞ filtering parameters can be calculated through the LMI toolbox:

$$K_1 = \begin{bmatrix} -0.1144 \\ -0.0790 \end{bmatrix}, G_1 = \begin{bmatrix} -0.0405 & -0.0305 \\ -0.0257 & -0.0203 \end{bmatrix},$$

$$L_1 = [-0.2650 \quad -0.1636]$$

$$K_2 = \begin{bmatrix} -0.0915 \\ -0.1218 \end{bmatrix}, G_2 = \begin{bmatrix} -0.0219 & -0.0195 \\ -0.0305 & -0.0289 \end{bmatrix},$$

$$L_2 = [-0.2902 \quad -0.2261]$$

$$K_3 = \begin{bmatrix} -0.0922 \\ -0.1035 \end{bmatrix}, G_3 = \begin{bmatrix} -0.0270 & -0.0263 \\ -0.0313 & -0.0309 \end{bmatrix},$$

$$L_3 = [-0.2875 \quad -0.3102].$$

Simulation results with the initial conditions $x_k = [0 \ 0]$, $\hat{x}_k = [0 \ 0]$ are shown in Figure 2 and Figure 3. From Figure

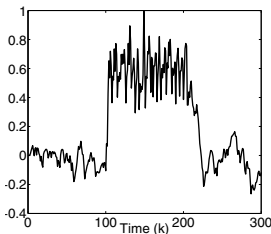


Fig. 2. Residual estimation based on common Lyapunov function

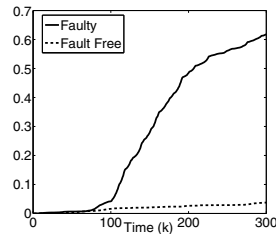


Fig. 3. Residual evolution based on common Lyapunov function

3, it can be seen that the residual evolution increases quickly when the fault $f_k \neq 0$. Choosing appropriate J_{th} , the fault f_k can be detected as soon as its occurrence.

5. CONCLUSION

The problem of FD for a class of nonlinear NCSs with probabilistic data dropout and time-varying delay has been considered in this paper. Based on Lyapunov function approach, sufficient conditions for the FD filter design are established in terms of a set of LMIs, which guarantees the mean-square stability of the FD filtering-error systems, as well as prescribed H_∞ performance requirement. By solving a LMIs, we obtain the FD filter parameters. In the future, the work about the fault diagnosis and fault-tolerant control for more general nonlinear models will be developed.

REFERENCES

S. Boyd, L. E. Ghaoui, E. Feron, and V. Balakrishnan. Linear matrix inequalities in system and control theory. *Proceedings of the IEEE*, 85:698–699, 1997.

J. Chen, and R. J. Patton. *Robust model-based fault diagnosis for dynamic systems*. Kluwer Academic Publishers, Boston, 1999.

H. Dong, Z. Wang, and H. Gao. Robust H_∞ filtering for a class of nonlinear networked systems with multiple stochastic communication delays and packet dropouts.

IEEE Transactions on Signal Processing, 58:1957–1966, 2010.

X. Ding. *Model-based fault diagnosis techniques: design schemes, algorithms and tools*. Springer, 2008.

H. Gao, J. Lam, P. Shi, and C. Wang. Parameter-dependent filter design with guaranteed H_∞ performance. *IEE Proceedings-Control Theory and Applications*, 152:531–531, 2005.

H. Gao, X. Meng, and T. Chen. Stabilization of networked control systems with a new delay characterization. *IEEE Transactions on Automatic Control*, 53: 2142–2148, 2008.

X. He, Z. Wang, and D. Zhou. Robust H_∞ filtering for time-delay systems with probabilistic sensor faults. *IEEE Singal Processing Letters*, 16:442–445, 2009.

B. Jiang, Z. Mao, and P. Shi. H_∞ -filter design for a class of networked control systems via TS fuzzy-model approach. *IEEE Transactions on Fuzzy Systems*, 18: 201–208, 2010.

B. Jiang, M. Staroswiecki, and V. Cocquempot. Fault accommodation for a class of nonlinear dynamic systems. *IEEE Transactions on Automatic Control*, 51: 1578–1583, 2006.

X. Mao. *Stochastic differential equations and applications*. Horwood Publishing: Chichester, 1997.

Z. Mao, B. Jiang, and P. Shi. H_∞ fault detection filter design for networked control systems modeled by discrete Markovian jump systems. *IET Control Theory and Applications*, 1:1336–1343, 2007.

X. Su, P. Shi, L. Wu, and Y. Song. A novel control design on discrete-time Takagi-Sugeno fuzzy systems with time-varying delays. *IEEE Transactions on Fuzzy Systems*, 21:655–671, 2012.

S. Tong, and Y. Li. Adaptive fuzzy output feedback control of MIMO nonlinear systems with unknown dead-zone inputs. *IEEE Transactions on Fuzzy Systems*, 21:134–146, 2013.

Y. Wang, X. Ding, H. Ye, L. Wei, P. Zhang, and G. Wang. Fault detection of networked control systems with packet based periodic communication. *International Journal of Adaptive Control and Signal Processing*, 23:682–698, 2009.

D. Yue, E. Tian, Z. Wang, and J. Lam. Stabilization of systems with probabilistic interval input delays and its applications to networked control systems. *IEEE Transactions on Systems, Man and Cybernetics, Part A: Systems and Humans*, 39:939–945, 2009.

H. Zhang, S. Lun, and D. Liu. Fuzzy H_∞ filter design for a class of nonlinear discrete-time systems with multiple time delays. *IEEE Transactions on Fuzzy Systems*, 15: 453–469, 2007.

M. Zhong, D. Zhou, and X. Ding. On designing H_∞ fault detection filter for linear discrete time-varying systems. *IEEE Transactions on Automatic Control*, 53: 1689–1695, 2010.

Q. Zhou, P. Shi, S. Xu, and H. Li. Adaptive output feedback control for nonlinear time-delay systems by fuzzy approximation approach. *IEEE Transactions on Fuzzy Systems*, 21:301–313, 2013.

Y. Zhang, and H. Fang. Robust fault detection filter design for networked control systems with delay distribution characterisation. *International Journal of Systems Science*, 42:1661–1668, 2011.