

Nonlinear Modeling of Double-Loop Hysteretic Systems^{*}

Francesc Pozo^{*} Leonardo Acho^{*} Arturo Rodríguez^{**}

^{*} *CoDALab, Escola Universitària d'Enginyeria Tècnica Industrial de Barcelona. Universitat Politècnica de Catalunya. Comte d'Urgell, 187, 08036 Barcelona, Spain, e-mail: {francesc.pozo,leonardo.acho}@upc.edu, http://www-ma3.upc.es/codalab/*

^{**} *CoDALab, Departament de Matemàtica Aplicada III, Escola Tècnica Superior d'Enginyers de Camins, Canals i Ports de Barcelona, Universitat Politècnica de Catalunya, Comte d'Urgell, 187, 08036 Barcelona, Spain, e-mail: arturo.rodriguez@upc.edu*

Abstract: This paper presents two new dynamic hysteresis models obtained from the Bouc-Wen model by incorporating position and acceleration information. On one hand, the model employing position information is rate-independent and it is able to reproduce some kind of double hysteretic loops unable to be reproduced with the original Bouc-Wen model. On the other hand, the model employing acceleration information is insensitive to linear time-scale variations. Double hysteretic loops have been experimentally reported and seen in shape memory alloys, reinforced concrete structures, wood structures and lightweight steel shear wall structures. The proposed hysteretic models represent a prominent use in the field of structural dynamics and earthquake engineering because they can capture the non-linear dynamics of the materials and structures presented earlier when they are subjected to dynamic loads as an earthquake excitation, using the position and acceleration information, being the last one an available source in the field with the use of accelerometers. *Copyright*© 2008 IFAC

1. INTRODUCTION

Hysteresis is a property of systems (usually physical systems) that do not instantly follow the forces applied to them, but react slowly, or do not return completely to their original state, that is, systems whose states depend on their immediate history. In other words, hysteretic systems have been recognized as systems with memory, and they generate loops (Visintin, 1991). Also, and according with Oh and Bernstein (2005), there is no precise definition of hysteresis, but it is adopted that hysteresis is effectively a nontrivial quasi-dc input-output closed curve in the input-output map that persists when a periodic input is applied and its frequency content approaches to dc value. Hysteresis phenomena occurs in biology, optics, electronics, ferroelectricity, magnetism, structural mechanics, among other areas (Oh and Bernstein, 2005; Krasnosel'skii and Pokrovskii, 1989). Modeling of hysteresis phenomenon has been reported, for instance, in Oh and Bernstein (2005); Chua and Steven (1972); Clarke (2005); Song and Kiureghian (2006), and reference there in. This paper is primarily concerned with modeling of a hysteretic case where double hysteretic loops have been experimentally observed, as seen in smart materials, such as shape memory alloys (SMA) (Aiken et al., 1992; Bruno and Valente, 2002; Dolce et al., 2000, 2005; Saadat et al., 2002); and mechanical and structural systems, such as reinforced concrete structures (Kunnath et al., 1997), wood structures

(Foliente, 1995), and lightweight steel shear wall structures (Pastor and Rodríguez-Ferran, 2005). Modeling of asymmetric hysteretic loop resembling double-loop behavior has been reported in Dobson et al. (1997), where hysteresis modeling is based on a modification to a previously reported model which uses hysteretic cycle decoupling by making the shape parameters system dynamic dependent, but no position or acceleration information are considered. Moreover, in Li et al. (2004), a model of a kind of double-loop hysteretic behavior is also shown. Again, no position or acceleration is invoked. It is convenient to note that in both models Dobson et al. (1997) and Li et al. (2004), the internal dynamic model of hysteresis is converted from first to second order. Traditionally, the internal dynamic of hysteresis model is a first order differential equation with velocity information supplied as its input, which is the case of the Bouc-Wen model (Wen, 1976). Nevertheless, hysteresis model can depend on position and velocity, as is shown in Oh and Bernstein (2005), Chua and Steven (1972), Song and Kiureghian (2006), and Chatterjee and Basub (2006). The main objective of the present work is to bear witness that double-loop hysteretic behavior can be obtained from the Bouc-Wen when just the signum of the position or the signum of the acceleration is incorporated. So, this paper presents two new dynamic hysteresis models obtained from the Bouc-Wen model (Wen, 1976) by, in the first case, incorporating acceleration information, and in the second one, position information. It is shown by numerical simulations that double hysteretic loops can be captured by using the proposed models. It is also shown

^{*} This work was supported by CICYT through grant DPI2005-08668-C03-01.

that the proposed model using position information is rate-independent meanwhile the second one is insensitive to linear time-scale variations. Even so, asymmetric double-loop behavior can be obtained from the position case when dc value is supplied to the position input.

The paper is organized as follows. In Section 2, the new dynamic hysteresis model obtained from the Bouc-Wen model by incorporating acceleration information is presented. Section 2 also presents numerical simulations of an isolated structure using passive devices like SMA cables as seen in Wilde et al. (2000) and Yamashita (2004), to give us an overlook of the simulated response of the new hysteretic model. In Section 3, the position case is then shown with the same numerical simulation platform employed in Section 2. Finally, in Section 4 the conclusions are drawn.

2. HYSTERETIC MODEL USING ACCELERATION INFORMATION

Consider the Bouc-Wen model Smith et al. (2002):

$$\dot{z} = D^{-1}(A\dot{x} - \beta|\dot{x}||z|^{n-1}z - \lambda\dot{x}|z|^n), \quad (1)$$

where A , β , λ are dimensionless parameters which control the shape and the size of the hysteresis loop, $n \geq 1$ is a scalar that governs the smoothness of the transition from elastic to plastic response. Conceive now the following model:

$$\begin{aligned} \dot{z} &= f(z, \dot{x}, \ddot{x}) \\ &= D^{-1}(A\dot{x} - \beta|\dot{x}||z|^{n-1}z - \lambda\dot{x}|z|^n + \gamma\text{sgn}(\ddot{x})|\dot{x}|), \quad (2) \\ z(0) &= z_0, \quad t \geq 0, \end{aligned}$$

where the acceleration information has been introduced by means of the signum term, where $\text{sgn}(0) = 0$, $\text{sgn}(x) = 1$ if $x > 0$, and $\text{sgn}(x) = -1$ if $x < 0$. Acceleration dependence for a kind of hysteretic dynamic system has already been reported in Benítez et al. (2006) by employing the LuGre friction model. Following this strategy, we have incorporated the acceleration information in the same way as in Benítez et al. (2006).

Proposition 1. The dynamic system (2) is insensitive to linear time-scale variations.

Proof. For simplicity, let $D = 1$. Let $\tau(t) = \alpha t$, $\alpha > 0$ be a positive linear time-scale (Oh and Bernstein, 2005). Then $\tau(0) = 0$, $\dot{\tau} = \alpha$, $\ddot{\tau} = 0$ and, thus, $z_\tau(0) = z(\tau(t)) = z(0) = z_0$. Now, for all $t > 0$, consider

$$\begin{aligned} \frac{dz_\tau(t)}{dt} &= A \frac{dx_\tau(t)}{dt} - \beta \left| \frac{dx_\tau(t)}{dt} \right| |z_\tau(t)|^{n-1} z_\tau(t) \\ &\quad - \lambda \frac{dx_\tau(t)}{dt} |z_\tau(t)|^n + \gamma \text{sgn} \left(\frac{d}{dt} \left(\frac{dx_\tau(t)}{dt} \right) \right) \left| \frac{dx_\tau(t)}{dt} \right| \\ \dot{\tau} \frac{dz(\tau)}{d\tau} &= A \dot{\tau} \frac{dx(\tau)}{d\tau} - \beta \left| \dot{\tau} \frac{dx(\tau)}{d\tau} \right| |z(\tau)|^{n-1} z(\tau) \\ &\quad - \lambda \dot{\tau} \frac{dx(\tau)}{d\tau} |z(\tau)|^n \\ &\quad + \gamma \text{sgn} \left(\dot{\tau} \frac{dx(\tau)}{d\tau} + \dot{\tau}^2 \frac{d}{d\tau} \left(\frac{dx(\tau)}{d\tau} \right) \right) \left| \dot{\tau} \frac{dx(\tau)}{d\tau} \right| \end{aligned}$$

Since $\tau(t)$ is a linear positive time-scale, $\dot{\tau} = \alpha > 0$ and $\ddot{\tau} = 0$. Hence, it follows that:

$$\begin{aligned} \dot{\tau} \frac{dz(\tau)}{d\tau} &= A \dot{\tau} \frac{dx(\tau)}{d\tau} - \beta \dot{\tau} \left| \frac{dx(\tau)}{d\tau} \right| |z(\tau)|^{n-1} z(\tau) \\ &\quad - \lambda \dot{\tau} \frac{dx(\tau)}{d\tau} |z(\tau)|^n \\ &\quad + \gamma \text{sgn} \left(\frac{d}{d\tau} \left(\frac{dx(\tau)}{d\tau} \right) \right) \dot{\tau} \left| \frac{dx(\tau)}{d\tau} \right| \\ \frac{dz(\tau)}{d\tau} &= A \frac{dx(\tau)}{d\tau} - \beta \left| \frac{dx(\tau)}{d\tau} \right| |z(\tau)|^{n-1} z(\tau) \\ &\quad - \lambda \frac{dx(\tau)}{d\tau} |z(\tau)|^n + \gamma \text{sgn} \left(\frac{d}{d\tau} \left(\frac{dx(\tau)}{d\tau} \right) \right) \left| \frac{dx(\tau)}{d\tau} \right|, \end{aligned}$$

as required. ■

Moreover, we have the next property.

Proposition 2. Consider system (2) with input \dot{x} and output z . If $\beta > 0$, then this system is bounded-input bounded-output (BIBO).

Proof. Taking the Lyapunov function $V(z) = \frac{1}{2}z^2$, its time derivative along the trajectories of system (2) yields:

$$\begin{aligned} \dot{V}(z) &= -|\dot{x}||z| [|z|\beta - \text{sgn}(\dot{x})\text{sgn}(z) - \gamma\text{sgn}(\ddot{x})\text{sgn}(z)] \\ &\leq -|\dot{x}||z| [|z|\beta - 1 - |\gamma|] \end{aligned}$$

The above is non-positive if

$$|z| \geq \frac{1 + |\gamma|}{\beta},$$

with $|\dot{x}|$ bounded, which implies that $z(t)$ is bounded. ■

2.1 Numerical simulations

Consider the following system

$$m\ddot{x} + c\dot{x} + \Phi(x, t) = u(t),$$

where $\Phi(x, t)$ is the restoring force with hysteretic behavior, $x(t)$ the position, $u(t)$ the control input, and m and c the mass and the damping coefficients, respectively.

This system is composed of a base-isolated structure with passive and active devices like SMA cables, which can act as a passive device (previously treated - superelasticity or shape-memory effect (Bruno and Valente, 2002)) or as an active device (temperature-induced transformation - shape-memory effect (Saadat et al., 2002; Elahinia and Ashrafioun, 2002)). This feature makes the structure very versatile, due to the fact that for near-fault earthquakes, the maximum displacements induced by this impulse-like seismic excitations, can be controlled by this SMA cables, to keep the structure in the elastic range. The base-isolated system will stay out of its ultimate failure limit due to the superelastic and recentering properties of the SMA cables.

In order to study the behavior of our hysteretic model, the restoring force is implemented as follows:

$$\begin{aligned} \Phi(x, t) &= x(t) + z(t), \\ \dot{z} &= \dot{x} - \beta|\dot{x}|z - \text{sgn}(\ddot{x})|\dot{x}|. \end{aligned} \quad (3)$$

In numerical simulations, we set $m = c = 1$. We take $u(t) = \sin((0.03t + 0.2)t)$ as in Smith et al. (2002). Plots of $z(t)$ versus $x(t)$ are depicted in Figure 1 for two different values of β . As we can see, the double-hysteretic loops are seen in Figure 1 with an asymmetric behavior with large residual strains for $\beta = 4$ than for $\beta = 8$ for the first load cycles. As the load cycles increase, there exist a

residual strain prior to the loading curve or an offset with respect to the initial cycles. Furthermore, this behavior may represent degrading systems and pinching as seen in reinforced concrete structures, which encounter large residual strains at the end of their loading cycles and the energy dissipated diminishes its larger initial value with the incremental loading cycles.

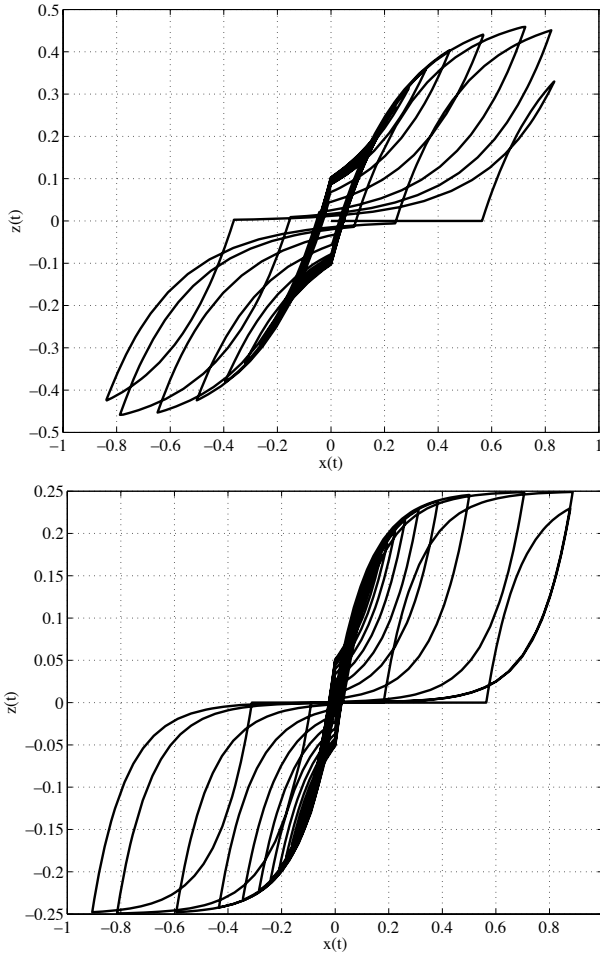


Fig. 1. Simulation results. Plot of $z(t)$ versus $x(t)$ with $\beta = 4$ (up) and $\beta = 8$ (down).

3. HYSTERETIC MODEL USING POSITION INFORMATION

Consider the modified Bouc-Wen model (for simplicity, we set $D^{-1} = 1$).

$$\begin{aligned} \dot{z} &= f(z, x, \dot{x}) \\ &= A\dot{x} - \beta|\dot{x}||z|^{n-1}z - \lambda\dot{x}|z|^n + \gamma\text{sgn}(x)|\dot{x}|, \end{aligned} \quad (4)$$

where the position information has been introduced by means of the signum term.

Proposition 3. The dynamic system (4) is *rate-independent*.

Proof. Let $\tau(t)$ be a positive time-scale (Oh and Bernstein, 2005). Then $\tau(0) = 0$ and, thus, $z_\tau(0) = z(\tau(0)) = z(0) = z_0$. Now, for all $t > 0$, consider

$$\begin{aligned} \frac{dz_\tau(t)}{dt} &= A\frac{dx_\tau(t)}{dt} - \beta\left|\frac{dx_\tau(t)}{dt}\right||z_\tau(t)|^{n-1}z_\tau(t) \\ &\quad - \lambda\frac{dx_\tau(t)}{dt}|z_\tau(t)|^n + \gamma\text{sgn}(x_\tau(t))\left|\frac{dx_\tau(t)}{dt}\right| \\ \dot{\tau}\frac{dz(\tau)}{d\tau} &= A\dot{\tau}\frac{dx(\tau)}{d\tau} - \beta\left|\dot{\tau}\frac{dx(\tau)}{d\tau}\right||z(\tau)|^{n-1}z(\tau) \\ &\quad - \lambda\dot{\tau}\frac{dx(\tau)}{d\tau}|z(\tau)|^n + \gamma\text{sgn}(x(\tau))\left|\dot{\tau}\frac{dx(\tau)}{d\tau}\right|. \end{aligned}$$

Since τ is a positive time scale, $\dot{\tau}(t) \geq 0$. Hence, it follows that:

$$\begin{aligned} \frac{dz(\tau)}{d\tau} &= A\frac{dx(\tau)}{d\tau} - \beta\left|\frac{dx(\tau)}{d\tau}\right||z(\tau)|^{n-1}z(\tau) \\ &\quad - \lambda\frac{dx(\tau)}{d\tau}|z(\tau)|^n + \gamma\text{sgn}(x(\tau))\left|\frac{dx(\tau)}{d\tau}\right|, \end{aligned}$$

as required. \blacksquare

Moreover, we have the next property.

Proposition 4. Consider system (4) with input \dot{x} and output z . If $\beta > 0$, then this system is bounded-input bounded-output (BIBO).

Proof. Taking the Lyapunov function $V(z) = \frac{1}{2}z^2$, its time derivative along the trajectories of system (4) yields:

$$\begin{aligned} \dot{V}(z) &= -|\dot{x}||z|[-A\text{sgn}(\dot{x})\text{sgn}(z) + \beta|z|^n \\ &\quad + \lambda|z|^n\text{sgn}(\dot{x})\text{sgn}(z) - \gamma\text{sgn}(x)\text{sgn}(z)] \\ &\leq -|\dot{x}||z|[-A - |\gamma| + (\beta + \lambda)|z|^n] \end{aligned}$$

The above is non-positive if $|z| \geq \sqrt[n]{\frac{A+|\gamma|}{\beta+\lambda}}$ with $|\dot{x}|$ bounded, which implies that $z(t)$ is bounded. \blacksquare

3.1 Numerical simulations

Consider again the system

$$m\ddot{x} + c\dot{x} + \Phi(x, t) = u(t). \quad (5)$$

In order to study the behavior of our hysteretic model, now the restoring force is implemented as follows:

$$\begin{aligned} \Phi(x, t) &= x(t) + z(t), \\ \dot{z} &= \dot{x} - \beta|\dot{x}|z + \text{sign}(x)|\dot{x}|. \end{aligned} \quad (6)$$

In numerical simulations, we set $m = c = 1$. We take $u(t) = \sin((0.03t + 0.2)t)$. Simulation results of $z(t)$ versus $x(t)$ are pictured in Figure 2.

Moreover, asymmetric double-loop behavior can be reproduced by introducing a DC component to the position information, as follows:

$$\begin{aligned} \Phi(x, t) &= x(t) + z(t), \\ \dot{z} &= \dot{x} - \beta|\dot{x}|z + \text{sign}(x + DC_{value})|\dot{x}| \end{aligned} \quad (7)$$

where DC_{value} is the position offset component. Repeating simulation experiment but invoking (7) with $\beta = 10$ and $DC_{value} = 0.2$, the output is described in Figure 3.

Remark 1. The system (4) is dependent of DC value in position. This dependence can be eliminated by doing the following modification:

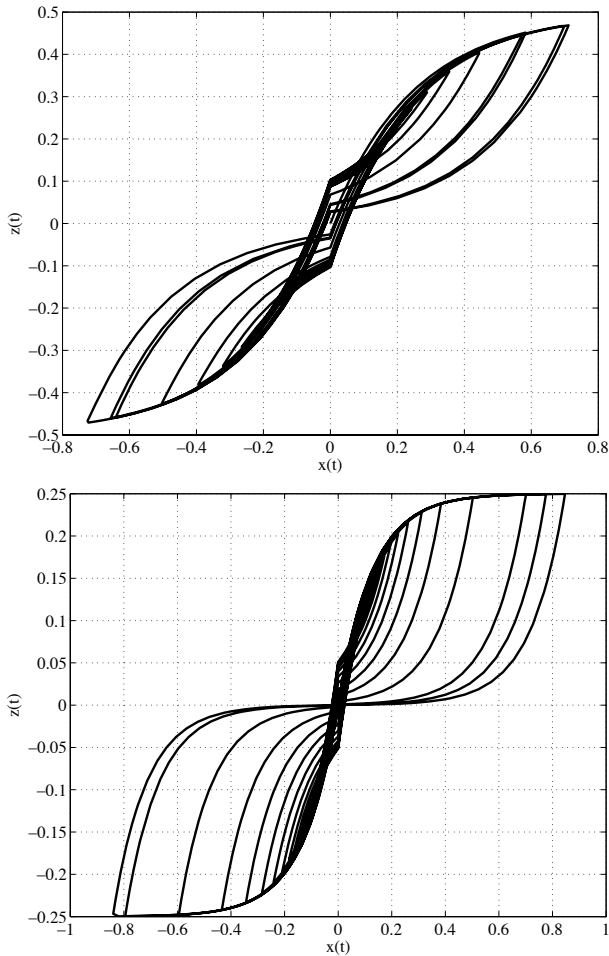


Fig. 2. Simulation results. Plot of $z(t)$ versus $x(t)$ with $\beta = 4$ (up) and $\beta = 8$ (down).

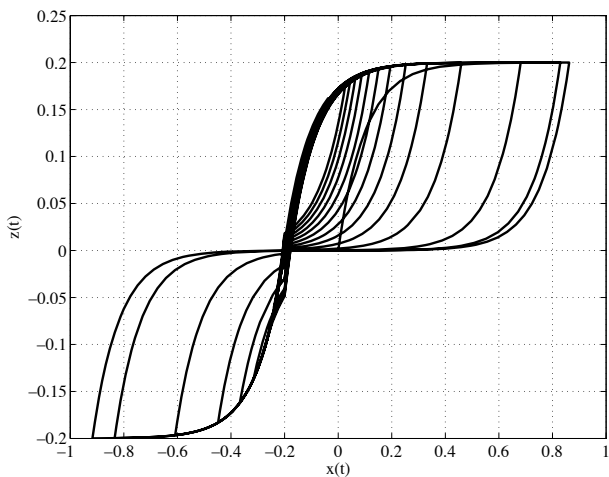


Fig. 3. Simulation results. Plot of $z(t)$ versus $x(t)$.

$$\begin{aligned} \dot{z} &= f(z, x, \dot{x}) \\ &= A\dot{x} - \beta|\dot{x}||z|^{n-1}z - \lambda\dot{x}|z|^n + \gamma\text{sgn}(w)|\dot{x}|, \quad (8) \\ \dot{w} &= \dot{x}, \quad w(0) = 0. \end{aligned}$$

As we can see in Figure 2 the double hysteretic loops present smaller values of residual strains per cycle than as seen in Figure 1. Therefore, it represents in a more feasible

manner the behavior of recentering materials like SMA, which have very small residual strains under many load cycles. We can conclude about this that for $\beta \rightarrow \infty$ the residual strain in the double hysteretic loops will be close to 0. At the same time, for large values of β , the energy dissipated per cycle is larger due to the large area of the loop. Moreover, a large pre-yield stiffness is seen in the initial loading slope for large values of β and consequently smaller values of post-yield stiffness is encountered. This may be beneficial when modeling materials and systems that have recentering properties, small residual strains, superelastic properties, shape memory effects, and need to dissipate large energy per cycle under a dynamic load. At the same time, as we can see in Figure 3, an initial offset is perceived and similar recentering behavior shown in Figure 1 and Figure 2 is captured. This type of responses may be useful to represent systems with a mass distribution offset under dynamic loads.

4. CONCLUSIONS

This paper has dealt with the modeling problem of double-loop hysteretic systems by incorporating the signum information of acceleration and position. Two new models have been proposed. Numerical simulations were performed in a system incorporating a base-isolated with a passive or active device like SMA cables. The numerical simulations represent in a feasible way the double-loop hysteresis. Future work using these two models can be used to pinching and degrading hysteretic systems (Baber and Nouri, 1986; Baber and Wen, 1981; Mostaghel, 1999), or more complex structural systems including reinforced concrete structures, wood, and lightweight steel shear wall structures under earthquake excitations.

ACKNOWLEDGEMENTS

The third author acknowledges the support of the Generalitat de Catalunya through the Agència de Gestió d'Ajuts Universitaris i de Recerca (AGAUR) through a FI fellowship.

REFERENCES

- I.D. Aiken, D.K. Nims, and J.M. Kelly. Comparative study of four passive energy dissipation systems. *Bulletin of the New Zealand National Society for Earthquake Engineering*, **25**(3):175-186, 1992.
- T.T. Baber, and M.N. Nouri. Modeling general hysteresis behavior and random vibration application. *Journal of Vibration, Acoustics, Stress and Reliability in Design*, **108**:411-420, 1986.
- T.T. Baber, and Y.W. Wen. Random vibration of hysteretic degrading systems. *Journal of Engineering Mechanics*, **107**(6):1069-1087, 1981.
- S. Benítez, L. Acho, and R. Guerra. Dynamic hysteresis model derived from the LuGre model. *Second International Conference on Informatics in Control, Automation and Robotics*, Barcelona, Spain, 2006.
- S. Bruno, and C. Valente. Comparative response analysis of conventional and innovative seismic protection strategies. *Earthquake Engineering and Structural Dynamics*, **31**:1067-1092, 2002.

- P. Chatterjee, and B. Basub. Nonstationary seismic response of a tank on a bilinear hysteretic soil using wavelet transform. *Probabilistic Engineering Mechanics*, **21**(1):54-63, 2006.
- L.O. Chua, and C.V. Steven. A generalized hysteresis model. *IEEE Transactions on Circuit Theory*, **19**(1):36-48, 1972.
- R.P. Clarke. Non-bouc degrading hysteresis model for nonlinear dynamic procedure seismic design. *ASCE Journal of Structural Engineering*, **131**(2):287-291, 2005.
- S. Dobson, M. Noori, Z. Hou, M. Dimentberg, and T. Baber. Modeling and Random vibration analysis of SDOF systems with asymmetric hysteresis. *International Journal of Non-linear Mechanics*, **32**(4):669-680, 1997.
- M. Dolce, C. Cardone, and R. Marnetto. Implementation and testing of passive control devices based on shape memory alloys. *Earthquake Engineering and Structural Dynamics*, **29**(7):945-968, 2000.
- M. Dolce, D. Cardone, F.C. Ponzio, and C. Valente. Shaking table tests on reinforced concrete frames without and with passive control systems. *Earthquake Engineering and Structural Dynamics*, **34**(14):1687-1717, 2005.
- M.H. Elahinia, and H. Ashrafioun. Nonlinear control of a shape memory alloy actuated manipulator. *Transactions of the ASME*, **124**(4):566-575, 2002.
- A.F. Filippov. *Differential equations with discontinuous right-hand sides*. Kluwer Academic Publishers: Boston, 1988.
- G.C. Foliente. Hysteresis modeling of wood joints and structural systems. *Journal of Structural Engineering*, **121**(6):1013-1022, 1995.
- S.J. Li, Y. Suzuki, and M. Noori. Improvement of parameter estimation for non-linear hysteretic systems with slip by a fast Bayesian bootstrap filter. *International Journal of Non-linear Mechanics*, **39**(4): 1435-1445, 2004.
- M.A. Krasnosel'skii, and A.V. Pokrovskii. *Systems with hysteresis*, Springer-Verlag: Berlin, 1989.
- S.K. Kunnath, J.B. Mander, and L. Fang. Parameter identification for degrading and pinched hysteretic structural concrete systems. *Engineering Structures*, **19**(3):224-232, 1997.
- N. Mostaghel. Analytical description of pinching, degrading hysteretic systems. *Journal of Structural Engineering*, **125**(2):216-224, 1999.
- J.H. Oh, and S. Bernstein. Semilinear Duhem model for rate-independent and rate-dependent hysteresis. *IEEE Transactions on Automatic Control*, **50**(5):631-645, 2005.
- N. Pastor, A. Rodríguez-Ferran. Hysteretic modeling of X-braced shear walls. *Thin-Walled Structures*, **43**(10):1567-1588, 2005.
- S. Saadat, J. Salichs, M. Noori, Z. Hou, H. Davoodi, I. Baron, Y. Suzuki, and A. Masuda. An overview of vibration and seismic applications of NiTi shape memory alloy. *Smart Materials and Structures*, **11**:218-229, 2002.
- A.W. Smith, S.F. Masri, E.B. Kosmatopoulos, A.G. Chasiakos, and T.K. Caughey. Development of adaptive modeling techniques for non-linear hysteretic systems. *International Journal of Non-Linear Mechanics*, **37**(8):1435-1451, 2002.
- J. Song, and A.D. Kiureghian. Generalized Bouc-Wen model for highly asymmetric hysteresis. *Journal of Engineering Mechanics-ASCE*, **132**(6): 610-618, 2006.
- A. Visintin. *Differential Models of Hysteresis*. Springer-Verlag, 1991.
- Y.K. Wen. Method of random vibration for hysteretic systems. *Journal of Engineering Mechanics*, **102**:246-263, 1976.
- K. Wilde, P. Gardoni, and Y. Fujino. Base isolation system with shape memory alloy device for elevated highway bridges. *Engineering Structures*, **22**(3):222-229, 2000.
- Y. Yamashita, A. Masuda, and A. Sone. Base isolation system using shape memory alloy wires. *Proceedings of the SPIE - Smart Structures and Materials: Damping and Isolation*, **5386**:41-50, 2004.