

Chapter 6, Linear Normal Models

Properties:

- As GLM
- Maximum Likelihood Estimate (MLE)
- Least Square Estimate
- Deviance
- Hypothesis testing

Models:

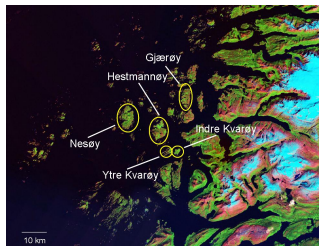
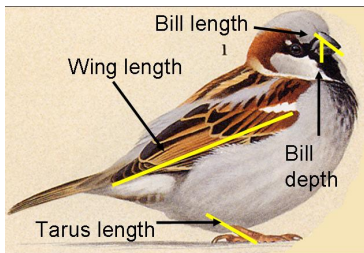
- Multiple linear regression
 - Outlier detection / influential observation
 - Collinearity / multicollinearity
- Analysis of variance (ANOVA)
 - One factor ANOVA
 - Two factor ANOVA
- Analysis of covariance
- General linear model

Explanatory variables are either:

Factor: Categorical / qualitative.

Covariate: Continuous / qualitative.

House sparrows questions



- 1 Are birds heavier in summer than in winter?
- 2 Are birds relatively heavier on the outer islands in summer than on the inner islands?
- 3 Body mass modeled with tarsus length, wing length, bill length and bill depth.
- 4 Body mass modeled with tarsus length, wing length, bill length, bill depth and season.
- 5 Are birds heavier on the outer islands when we account for size (tarsus, wing length, etc.) ?

Deviance

Let β_{max} be the parameter vector for the *saturated* modeled, and β for the model of our interest. Let $l(\beta; y)$ be the log-likelihood function. The *deviance* of the model is

$$D = 2(l(b; y) - l(b_{max}; y))$$

where b and b_{max} are (ML) estimates.

Gaussian pdf

$$f(y; \mu, \sigma^2) = \frac{1}{\sqrt{2\pi\sigma}} \exp\left(-0.5 \frac{(y - \mu)^2}{\sigma^2}\right)$$

Definition central F -distribution

If $X_1^2 \sim \chi^2(n)$, $X_2^2 \sim \chi^2(m)$ and X_1^2 and X_2^2 are independent, then

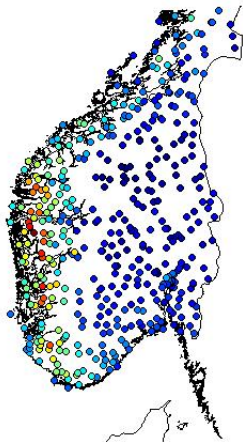
$$F = \frac{X_1^2/n}{X_2^2/m} \sim F(n, m)$$

Precipitation

5 years of daily precipitation observation and forecast for 450 locations

⇒ 1.6 mill data points. Outliers?

Yearly observed precipitation



Yearly forecasted precipitation

